

Your Guide

Council Tax 2020/21

www.walthamforest.gov.uk/counciltax



Waltham Forest



Foreword

Dear Resident

2019 was a milestone year for Waltham Forest Council and we were proud to be London's first-ever Borough of Culture and the MJ Local Authority of the Year. We have been working hard to improve our services but, like all local authorities, we have faced significant financial pressure over the last decade as a result of changes made by central Government to the way councils are funded. This directly affects the amount of council tax we all pay.

Since 2010 the Council has had to make savings of £120m to our annual budget. Following changes in 2013/14, the proportion of our funding that is raised through council tax has increased rapidly as the Government has phased out the grants previously provided to fund local services.

Since 2010 we have reduced the number of staff employed by just under 1000 people (26%). At the same time the borough's population continues to increase and get older, placing more demand on services for our vulnerable residents such as social care, which now accounts for more than 50% of our total spend.

In this context, and in order to safeguard your vital services, council tax is increasing by a total of 3.92% for 2020/21. This breaks down as a 1.99% increase in core council tax, roughly in line with inflation. Also, in response to the rising demand for social care, and in the absence of a sustainable national solution, an Adult Social Care precept of 2% is proposed for 2020/21, ringfenced solely to be spent on social care. There will also be an increase in the Greater London Authority (GLA) precept, for the work of the Mayor of London which includes additional police funding. For an average household living in a Band C property this will mean an extra £1.13 per week.

We are proud of the improvements we have made to our services but we know there is still more we can do. This is why we are consulting on our new customer experience strategy, and developing a shared vision for what our borough will look like in 2030. Waltham Forest is a great place to live, work and study, we will continue to do all we can to help improve our residents' quality of life.

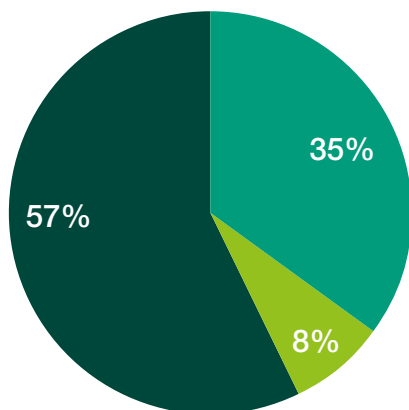
Yours faithfully



Cllr Clare Coghill

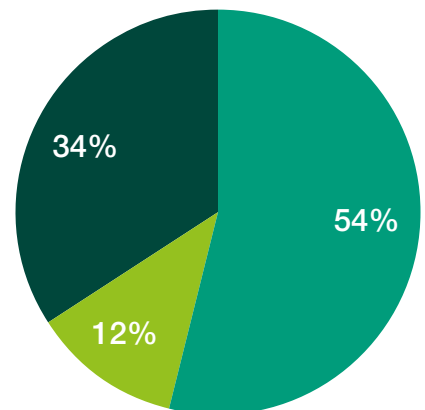
Leader of Waltham Forest Council

Waltham Forest Funding 2013/14




- Local Council tax
- Local Business Rates
- Government Funding

Waltham Forest Funding 2020/21



Waltham Forest London Borough of Culture

65% of our residents have told us they think culture should be a priority for the future



What we've done

- As the first-ever London Borough of Culture we secured sponsorship and funding that enabled us to deliver over 1,000 different cultural events and activities that have collectively attracted more than 500,000 visits
- Every school in the borough was involved during the year

What we're doing

- We intend to build on this legacy in the years ahead. The Council has bought the former EMD Cinema and is working with Soho Theatre Group to renovate it so it can be used as a 1,000 seater venue generating an estimated £52 million for the local economy over the next ten years
- Our Future Creatives programme is using the transformative power of culture to create opportunities and inspire our young people to pursue careers they otherwise might not have thought were open to them

Climate Emergency

We received our largest ever response to a resident survey, 90% of people told us they are concerned about the climate



What we've done

- We want to lead by example in taking action to tackle climate change and our work has already contributed to carbon emissions falling by almost 35% since 2005
- Retrofitted 10,000 council homes to make them more energy efficient
- Installed more than 1,000 solar panels on council buildings
- The Enjoy Waltham Forest programme – road improvements to promote walking, cycling and sustainable transport – has resulted in 27km of segregated cycle lanes being built, cycle usage increasing by 103%, and car usage falling by 7%
- Planted more than 1,800 trees in the last year alone, taking our total across the borough to more than 50,000
- 90% reduction since 2014 in the number of households exposed to more than the EU recommended levels of N02
- First public body to announce we are stopping investing pension funds in fossil fuels

What we're doing

- Established an independent Climate Emergency Commission assessing the council's existing work to tackle climate change, and making recommendations on what more we can do, working alongside our residents, to tackle this global problem in a local context
- Investing £4.5m to refurbish the Suntrap environmental education centre

Keeping people safe

We know tackling crime is our residents' number one priority



What we've done

- There has been a 29% fall in knife crime offences since we set up a Violence Reduction Partnership bringing together the police and other public sector agencies, housing providers, community representatives and voluntary agencies to tackle gang-related violence
- We've partnered with Hackney Council to be the first London boroughs to introduce the Safe and Together programme to support victims of domestic violence without fear of being separated from their children

What we're doing

- Introducing a new chatbot to make it easier to report concerns about anti-social behaviour (ASB)
- Holding our first Citizens Assembly on stopping hate incidents and ensuring everyone in our borough feels equally welcome and safe

Housing and infrastructure

84% of people are satisfied with their local area



What we've done

- Delivered the highest proportion of affordable housing in London - 42% against the London average of 17% - over the last three years
- Brought forward the largest council housebuilding programme in Waltham Forest in a generation
- Worked with Network Rail to open a new station at Lea Bridge
- Worked with the England and Wales Cricket Board to develop the first Urban Cricket Centre in Leyton which provides facilities for the whole community and especially encourages more involvement in the sport by women and the Asian community

What we're doing

- Working closely with Barts NHS Trust to successfully make the case to Government to invest in a new hospital at Whipps Cross, and are continuing to work with the NHS locally to ensure that we improve local health services
- Developing plans with Transport for London to expand capacity at Walthamstow Central and Leyton stations and introduce step-free access





Who has to pay the Council Tax bill?

The person(s) living in the property, who has the most secure interest in it, is responsible for paying the council tax bill. To work out who is responsible for paying the council tax in your home, please look down the list. If number '1' applies to someone living in your home, that person is responsible for paying the bill. If number '1' does not apply, continue to look down the list until you come to a category that applies to someone living in your property.

- 1 The owner of the property (who owns the freehold).
- 2 The person who owns the lease.
- 3 A tenant (including council tenant).
- 4 Someone who has a licence to live in the property.
- 5 Someone who just lives there.

If no adults live in the property as their main home, the owner or leaseholder of the property is responsible for paying the council tax bill.



Council Tax charges 2020/21

The valuation band for your home is shown on the front of your bill.

The amount of Council Tax payable for homes in each valuation band, before any discounts, reliefs or Council Tax Support in the billing year 2020/2021 is:

Valuation Band	Value of your home on 1 April 1991	Total Charge for 2020/21	LBWF Basic share	Adult Social Care precept	GLA share
A	Up to & including £40,000	£1173.54	£868.94	£83.22	£221.38
B	£40,001- £52,000	£1369.13	£1013.76	£97.09	£258.28
C	£52,001- £68,000	£1564.72	£1158.59	£110.96	£295.17
D	£68,001 -£88,000	£1760.31	£1303.41	£124.83	£332.07
E	£88,001-£120,000	£2151.49	£1593.06	£152.57	£405.86
F	£120,001-£160,000	£2542.67	£1882.70	£180.31	£479.66
G	£160,001-£320,000	£2933.85	£2172.35	£208.05	£553.45
H	More than £320,000	£3520.62	£2606.82	£249.66	£664.14

The amount of Council Tax payable last year (2019/20) for comparison purposes was:

Valuation Band	Value of your home on 1 April 1991	Total Charge for 2019/20	LBWF Basic share	Adult Social Care precept	GLA share
A	Up to & including £40,000	£1129.30	£850.72	£64.91	£213.67
B	£40,001- £52,000	£1317.52	£992.51	£75.72	£249.29
C	£52,001- £68,000	£1505.73	£1134.29	£86.54	£284.90
D	£68,001 -£88,000	£1693.95	£1276.08	£97.36	£320.51
E	£88,001-£120,000	£2070.38	£1559.65	£119.00	£391.73
F	£120,001-£160,000	£2446.82	£1843.23	£140.63	£462.96
G	£160,001-£320,000	£2823.25	£2126.80	£162.27	£534.18
H	More than £320,000	£3387.90	£2552.16	£194.72	£641.02

Example of how the increase in your bill was calculated:

Band C example

Band C	2019/20	2020/21	% Increase £ Increase	Explanation
Basic Council Tax	£1134.29	£1158.59	1.99% £24.30	The increase in LBWF basic share of council tax is calculated by multiplying the core (LBWF basic share plus (adult social care precept) 2019/20 figure of £1220.83 by 1.99%.
LBWF Adult Social Care Precept	£86.54	£110.96	2.0% £24.42	This is calculated on the “core” council tax element. For 2020/21 the 2% precept is calculated by multiplying the core amount for 2019/20 i.e. £1220.83 by 2%. This equates to an increase of £24.42 on the 2019/20 precept of £86.54, bringing the total social care element up to £110.96.
Total Core LBWF*	£1220.83	£1269.55	3.99%	This comprises a 1.99% basic council tax increase and a 2% social care precept. This calculation is set by regulation to determine whether the proposed increase is in line with the appropriate annual referendum limits. This equates to £1220.83 by 3.99% giving a total of £48.72.
GLA Precept	£284.90	£295.17	3.61%	This represents an increase of £10.27.
Total Bill	£1505.73	£1564.72	3.91% £58.99	This represents an increase of £58.99 and is comprised of £10.27 (GLA), £24.42 (Adult Social Care) and £24.30 (Core council services).

*Total Core LBWF is Basic Council Tax plus Adult Social Care added together



Instalments to pay your Council Tax

Direct Debit is the easiest way to pay and it is the councils preferred method of payment and offers a choice of six different monthly payment dates (1st, 6th, 10th, 15th, 21st and 28th).

To set up a Direct Debit visit us online at www.walthamforest.gov.uk/counciltaxdirectdebit

Your council tax demand is for the full financial year from 1st April 20 to 31st March 21. These are usually paid by ten monthly instalments but you also have the option to pay by 12 monthly instalments. For the full twelve months please contact us by emailing revenueservices@walthamforest.gov.uk before your April instalment is due.

Non-Direct Debit instalments will automatically be set to the first of the month, however you can change your instalments to the 9th or 25th of the month.

Other payment methods are detailed on the back of your bill. Please contact us by emailing revenueservices@walthamforest.gov.uk if you want to adjust your payment date.

It is important that your payment reaches us by your due instalment date to prevent a reminder or possibly a summons notice, which will incur additional cost and your right to pay by instalments may be lost.



Adult Social Care Precept

The Secretary of State made an offer to adult social care authorities. ("Adult social care authorities" are local authorities which have functions under Part 1 of the Care Act 2014, namely county councils in England, district councils for an area in England for which there is no county council, London borough councils, the Common Council of the City of London and the Council of the Isles of Scilly.)

The offer was the option of an adult social care authority being able to charge an additional "precept" on its council tax without holding a referendum, to assist the authority in meeting its expenditure on adult social care from the financial year 2016-17. It was originally made in respect of the financial years up to and including 2019-20. If the Secretary of State chooses to renew this offer in respect of a particular financial year, this is subject to the approval of the House of Commons.



Council Tax Support - Help to pay your bill

You may be entitled to Council Tax Support (CTS) if you are:

- On benefits
- Working and on a low income
- Unemployed
- A pensioner

How much help can I get?

The amount of CTS you get, generally depends on your income and savings and the income and savings of anyone else who lives in your home. You cannot get CTS if you are under the eligible pension age and have more than £6,000 in savings, stocks and shares or other capital. If you are over eligible pension age the capital limit is £16,000 unless you receive Guarantee Pension Credit or combined Saving and Guarantee Pension Credit.

Anyone under the eligible pension age who is liable to pay Council Tax will have to pay at least 24 per cent of their Council Tax bill in the financial year 2020/21. To find out more or make a claim, visit:

www.walthamforest.gov.uk/service-categories/benefits-and-support

Second Adult Reduction

You can claim second Adult reduction if you have another adult living with you, and this has prevented you from getting a Single Person Discount. The second adult must be on a low income and cannot be your partner, jointly liable for Council Tax with you, or an occupant who is not counted as an adult for council tax purposes, for example, an adult who is severely mentally impaired. If you are struggling to pay your Council Tax, please visit our website at www.walthamforest.gov.uk/local-ctax-support



Exempt properties

Some properties may qualify for an exemption. This means that no council tax is paid on them. The following tables show the different classes of exemptions available for both occupied and unoccupied properties. If you think you are entitled to an exemption, please apply online at www.walthamforest.gov.uk/counciltax

Occupied properties

Class	Description
M	Student halls of residence
N	Properties occupied only by full-time students (and their spouses or dependants who are not EU citizens)
O	Armed forces accommodation for non-visiting forces
P	Armed forces accommodation for visiting forces
S	Properties occupied only by a person or persons aged under 18
U	Properties occupied only by a person(s) who is (are) severely mentally impaired
V	Properties where the person responsible for paying is a diplomat
W	A property that is one of at least two dwellings in a single property, occupied by a dependant relative of a person living in another dwelling in the property

It's easy – just complete the form, attach any supporting documents and submit to us online.

Unoccupied properties

Class	Description
B	Unoccupied properties that are owned by a body established for charitable purposes only, which is unoccupied and has been so for a period of less than 6 months since the last occupation day, and was last occupied in furtherance of the objects of the charity
D	Unoccupied properties, which are the sole or main residence of a person who has gone into prison
E	Unoccupied properties, which are the sole or main residence and were previously occupied by someone who is now living in a hospital, residential care home, nursing home or hostel
F	Unoccupied properties where the personal representative of a person who has died, is waiting for probate or letters of administration to be granted. This exemption will also apply for up to six months after probate or letters of administration have been granted
G	Unoccupied properties where it is prohibited by law to occupy
H	Unoccupied properties that are awaiting ministers of religion to move in, who will perform their duties from them
I	Properties left unoccupied by people who have moved to receive personal care elsewhere
J	Properties left unoccupied by people who have moved to provide personal care to another person who lives elsewhere
K	Unoccupied properties which are owned and were previously occupied by a student or someone who became a student within six weeks of leaving the property
L	Unoccupied properties which have been repossessed by a mortgage lender
Q	Unoccupied properties where the person responsible for paying is a trustee in bankruptcy
R	A pitch or a mooring which is not occupied by a caravan or a boat
T	Unoccupied properties which are within the same curtilage of a main building, but are difficult to let because of their situation, for example, granny annexes



Discounts

Full council tax is charged on the property if there are at least two adults aged 18 or over living in the property. If you are the only adult living in your home we will usually reduce your bill by 25 per cent.

You can also qualify for a 25 per cent discount if all the other adults in your home are:

- full-time students, foreign language assistants or student nurses
- dependants or foreign spouses of students
- 18/19 year olds who have child benefit paid for them
- people who are severely mentally impaired
- people whose main home is a hostel, hospital, residential care home or nursing home
- people in prison
- people who live in the same property as a person they care for (other than a husband, wife, partner or child under 18)
- members of religious communities who have no income or capital of their own

Help for Care Leavers

If you are a care leaver you may be entitled to a reduction on your Council Tax. If you are entitled to this your council Tax may be reduced to nil for the billing year.

In order to qualify for this you must meet the following criteria:

- aged between 18 and 25
- was looked after by the council for at least 13 weeks since being aged 14 and
- was looked after by the council on the date that you ceased to be of compulsory school age.

If you meet the criteria and want to apply for this reduction you should first apply for Council Tax Support - <https://walthamforest.gov.uk/content/council-tax-support> If you are already in receipt of this you can apply for the additional reduction using our discretionary Council Tax Hardship award form using the link above.

You may be asked to provide evidence of your care leaver status.

Foster Carers Discount

Waltham Forest residents who are approved Foster Carers for Waltham Forest children can claim a reduction in their Council Tax. This scheme is run by the foster carers team. If you think you may qualify please contact the team at www.fosteringwalthamforest.co.uk or telephone 020 8496 3000.



Reductions for people with disabilities

You may be able to get your council tax bill reduced if you, or anyone living in the property, have a disability and have had certain features in your home changed.

These changes could include:

- an extra bathroom, toilet or kitchen for the use by the person with a disability
- space inside your home for use of a wheelchair. The wheelchair must be used indoors
- a room other than a bathroom, kitchen or toilet, which is used mainly by the person with the disability. This excludes a bedroom being used in the normal sense even if it is also used for treatment or therapy.

If you think you may be entitled to a reduction apply online at www.walthamforest.gov.uk/counciltax

It's easy – just complete the form, attach any supporting documents and submit to us online

For more information and to apply for all discounts and exemptions.
Go online at www.walthamforest.gov.uk/counciltax



Empty properties

There are no exemptions or discounts available for properties that are empty or undergoing structural repair or works. The full council tax will be charged.

If you are renovating a property, the full Council Tax charge will be due.



Empty Homes Premium charge

If you have a property that has been left empty and substantially unfurnished for more than two years an additional levy called Empty Home Premium will be charged in addition to the council tax charge.

The Empty Home Premium charge is 100% of the Council Tax charge for the band the property is in. Meaning you will be billed for two times the Council Tax charge. For example, a long-term empty property in Band C with the premium applied would be charged £3,129.44 (Band C charge of £1,564.72 x 2)

From 1st April 2020 for properties that have been empty for over five years will be charged at 200% of the Council Tax charge.

Please see below table.

Premium rate	Properties affected	Effective date of charge
100%	Properties empty for two years but less than five years	April 2019
200%	Properties empty for five years but less than ten years	April 2020



Council Tax appeals

The Listing Officer at the Valuation Office, not the Council, deals with all matters relating to council tax valuation and banding appeals. If you have an enquiry about the Council Tax band you have been given then please use the details below:-

You can view your property and check if you can request a review, by selecting 'council tax' on www.voa.gov.uk.

You can contact the VOA using <https://www.gov.uk/contact-voa>.

You can contact the VOA at any time using <https://www.gov.uk/contact-voa> to find the relevant details.

If you cannot use the online service, call 03000 501 501. Lines are open Monday to Friday, 8:30am to 5:00pm

The Valuation Officer for Waltham Forest is, Valuation Office Agency, Durham Customer Service Centre, Wycliffe House, Green Lane, Durham, DH1 3UW

You may also appeal if:

- you think you are not responsible for paying the council tax, or that the amount payable is incorrect
- you have claimed for a discount or exemption and this has not been granted
- you think any item on your bill has been worked out incorrectly
- a claim for disability reduction has not been granted
- you disagree with the date on a completion notice

If you wish to appeal about any of the above matters, please contact the Revenues and Benefits Service at:

The Revenues and Benefits Service, PO Box 856, London, E17 9PN

Please clearly mark your letter as Council Tax Appeal.

This right of appeal does not mean that you do not have to pay your council tax. You should continue to pay your original council tax bill while your appeal is outstanding. If you do not pay, we will take recovery action to collect unpaid council tax. You may have to pay court costs if this happens.

If an appeal is successful, any overpayment of council tax will either be refunded or used to offset any outstanding council tax.

How to make a suggestion or complaint

We welcome your comments and we want to know whether the service we provide is satisfactory. If you wish to comment about our service, please visit our website at https://portal.walthamforest.gov.uk/service/contact_us



How your council tax is calculated

The total amount required from taxpayers is the net cost of services provided by us, together with those of the various precepting and levying bodies. From this is deducted the contribution from the Government and the retained NNDR income.

Adjustments are then made to take account of any estimated surplus or deficit on the collection fund. The resulting sum is divided by the council tax base (77,221 band 'D' equivalent properties reduced to reflect council tax benefits) to arrive at the council tax.

Outstanding borrowing

We fund certain expenditure from loans. At March 2020 the outstanding balance of such loans is estimated at £284 million. No part of these liabilities are payable to, or recoverable from, other billing or precepting authorities, although 52% of the debt relates to the ring-fenced Housing Revenue Account.

Details of spending on council services

Our estimated expenditure on services for 2020/21 is shown below. A comparison with 2019/20 is given.

	2019/20 £'000	2020/21 £'000
Dedicated Schools Budget	164,950	171,199
Families – Other support for schools	28,106	28,656
Families – Children & Young People	38,971	40,604
Families – Adults group	72,445	73,834
Families – Public Health	15,511	15,511
Residents - Neighbourhoods & Commercial	34,989	36,502
Residents – Housing & Growth	8,688	8,506
Corporate Expenditure	10,263	10,114
Economic Growth	7,429	6,226
Corporate Development	4,221	3,462
Finance & Governance	5,106	5,420
Services Total	390,679	400,034
Add contingency estimate	12,683	13,608
Interest & Capital Charges	(153)	950
Depreciation Contra Entry	(30,829)	(29,862)
Contribution To/(From) Funds	699	452
Sub-Total	373,079	385,182
Levies counting as Waltham Forest expenditure	9,732	9,349
Budget Required	382,811	394,531



Lee Valley Regional Park Authority

Lee Valley Regional Park is a unique leisure, sports and environmental destination for all residents of London, Essex and Hertfordshire. The 26 mile long, 10,000 acre Park, much of it formerly derelict land, is partly funded by a levy on the council tax. This year there has been a 0% increase in this levy. Find out more about hundreds of great days out, world class sports venues and award winning parklands at www.visitleevalley.org.uk

Budget/Levy Changes – 2019/2020 to 2020/2021 (£'000)

	2019/20 £m	2020/21 £m
Authority Operating Expenditure	10.9	15.1
Authority Operating Income	(3.0)	(7.9)
Net Service Operating Costs	7.9	7.2
Financing Costs - Debt servicing/repayments	0.5	0.9
- Capital investment	1.2	1.2
Total Net Expenditure	9.6	9.3
Total Levy	(9.6)	(9.6)

Further details on how this budget is spent and the amount each council contributes can be found at www.leevalleypark.org.uk



London Pensions Fund Authority

The London Pensions Fund Authority (LPFA) raises a levy each year to meet expenditure on premature retirement compensation and outstanding personnel matters for which LPFA is responsible and cannot charge to the pension fund. These payments relate to former employees of the Greater London Council (GLC), the Inner London Education Authority (ILEA) and the London Residuary Body (LRB).

For 2020/21, the income to be raised by levies is set out below. The Greater London levy is payable in all boroughs, the Inner London levy only in Inner London Boroughs (including the City of London). The figures show the total to be raised and, in brackets, the percentage change on the previous year.

Inner London	£13,065,200
Greater London	£10,317,753
Total	£23,382,953 (0%)



Environment Agency

The Environment Agency is a levying body for its Flood and Coastal Erosion Risk Management Functions under the Flood and Water Management Act 2010 and the Environment Agency (Levies) (England and Wales) Regulations 2011.

The Environment Agency has powers in respect of flood and coastal erosion risk management for 5200 kilometres of main river and along tidal and sea defences in the area of the Thames Regional Flood and Coastal Committee. Money is spent on the construction of new flood defence schemes, the maintenance of the river system and existing flood defences together with the operation of a flood warning system and management of the risk of coastal erosion. The financial details are:

Thames Regional Flood and Coastal Committee

	2019/2020 '000s	2020/2021 '000s
Gross Expenditure	£100,146	£101,860
Levies Raised	£11,577	£11,807
Total Council Tax Base	5,085	5,163

The majority of funding for flood defence comes directly from the Department for the Environment, Food and Rural Affairs (Defra). However, under the new Partnership Funding rule not all schemes will attract full central funding. To provide local funding for local priorities and contributions for partnership funding the Regional Flood and Coastal Committees recommend through the Environment Agency a local levy.

A change in the gross budgeted expenditure between years reflects the programme of works for both capital and revenue needed by the Regional Flood and Coastal Committee to which you contribute. The total Local Levy raised by this committee has increased by 1.99%.

The total Local Levy raised has increased from £11,576,942 in 2019/2020 to £11,807,323 for 2020/2021.

GREATER LONDON AUTHORITY

Introduction

The Mayor of London's budget for the 2020-21 financial year is built around his vision of a city where nobody is left behind, and opportunities are open to all. It supports London's future growth and economic success, building on our city's thriving economy, extraordinary creativity, tolerance, diversity and openness to the world.

This year's budget will provide resources to improve the key services Londoners need. This includes delivering more genuinely affordable homes, keeping transport fares as low as possible and tackling toxic air pollution and the climate emergency. The budget also provides resources to support jobs and growth, help rough sleepers, invest in youth services and make London a fairer and cleaner place to live. Moreover, it provides extra resources from council tax and business rates for the Metropolitan Police and London Fire Brigade to keep Londoners safe. Over £100 million in additional funding is being provided by the Mayor to the police, for violence reduction initiatives and to improve opportunities for young Londoners. This will help offset the ongoing impact of the reductions in government funding over the last decade.

Council tax for GLA services

The GLA's share of the council tax for a typical Band D property has been increased by £11.56 (or 22p per week) to £332.07. The additional income raised will fund the Metropolitan Police and the London Fire Brigade. Council taxpayers in the City of London, which has its own police force, will pay £79.94.

GREATER LONDON AUTHORITY

Council Tax (£)	2019-20	Change	2020-21
MOPAC (Metropolitan Police)	242.13	10.00	252.13
LFC (London Fire Brigade)	53.00	2.28	55.28
GLA	23.38	-0.69	22.69
TfL (Transport)	2.00	-0.03	1.97
Total	320.51	11.56	332.07

Controlling costs at City Hall and delivering the Mayor's key priorities

The Mayor's budget includes significant savings across the GLA Group in 2020-21. This has allowed him to release resources to help meet his key priorities. This includes plans to invest £4.8 billion to support starts of 116,000 new affordable homes in London by 2022 and extra resources to tackle homelessness and reduce rough sleeping. The Mayor will also increase investment in green spaces and provide £25 million of extra funding to support constructive activities for disadvantaged young Londoners. He has taken steps to improve air quality in London by introducing the Ultra Low Emission Zone in central London which will be expanded to the North and South Circular roads in autumn 2021. An additional £50 million has also been allocated to fund a Green New Deal for London to address the climate change emergency. The Mayor is also providing funding for around 1,000 cultural and community events across London and for the planting of thousands more street trees over the next year.

The Mayor will also work with London's business community and key investors to ensure London's interests are protected following the UK's departure from the European Union. He will provide funding for new projects to bring communities together, tackle social inequality and boost London's economy including supporting projects to help over 6,400 small and medium sized businesses.

The Mayor's Office for Policing and Crime (MOPAC)

The Mayor's Police and Crime Plan – a Safer City for Londoners 2017-21 – sets out his strategy for policing and community safety in the city. His key priorities include improving the Metropolitan Police Service (MPS), providing a better criminal justice service in London and keeping children and young people safe. He will also provide resources to tackle domestic violence which particularly affects women and invest an extra £34 million on violence reduction initiatives.

The MPS must rise to meet these challenges at a time of acute financial pressure. As a result of the reductions in government resources for policing over the last decade, officer numbers fell to the lowest levels in fifteen years, and the MPS has had to close more than 100 police stations and remove 2,800 police support staff and Police Community Support Officer roles in order to protect officer numbers.

The Mayor is raising the police element of his council tax precept by £10 for a typical Band D property. He will also maintain an additional £59 million of funding through business rates. In all, through his decisions in this and previous budgets, the Mayor has funded an additional 1,300 officer posts from locally raised revenues.

GREATER LONDON AUTHORITY

Transport for London (TfL)

London's population is forecast to grow by one million in the next decade. TfL is investing to make the transport network more reliable and accessible. The Mayor's priorities for TfL include:

- making transport more affordable. Single bus fares, single pay as you go fares on the Tube and DLR and the charges for the Santander cycle hire scheme have been frozen again in 2020. This will save travellers an estimated £40 million a year;
- maintaining the Bus and Tram one-hour Hopper fare and investing to improve journey times and reliability on the bus network;
- working with London boroughs to maintain existing concessionary travel and assisted door to door transport schemes. This includes providing free 24-hour travel for the over 60s, the disabled, armed forces personnel in uniform and eligible war veterans and protecting the Taxicard and Dial a Ride schemes. Discounts on travelcards are also available for apprentices;
- increasing capacity on the London Underground and rail services and maintaining the Night Tube and Night Overground services;
- extending the Barking Gospel Oak line to Barking Riverside and expanding capacity on the DLR and tram network;
- planning for the Bakerloo line extension to south east London and new river crossings in east London;
- working to complete the Elizabeth line (formerly Crossrail) – which will increase central London's rail capacity by ten per cent – and the Northern line extension to Nine Elms and Battersea Power station as soon as possible;
- developing plans and securing funding to deliver refurbished trains on the Central Line and a new spacious state of the art fleet on the Piccadilly line;
- introducing an Ultra Low Emission Zone in central London to tackle local air pollution which will be extended to the North and South Circular roads by autumn 2021;
- making public transport more accessible for everyone. By 2024 nearly 40 per cent of tube stations are expected to be step free. All new Elizabeth line stations will also be step free; and
- investing a record £2.3 billion by 2024 through his Healthy Streets scheme to fund a range of schemes designed to make walking, cycling and public transport safer, cleaner and more appealing in partnership with London boroughs.

London Fire Commissioner (LFC)

The Mayor's funding ensures that the London Fire Brigade's first and second fire engines attending an emergency incident arrive, on average, within six and eight minutes respectively. The Mayor is also providing resources to roll out a transformation programme so that the LFB can implement the recommendations of the Grenfell fire inquiry. This includes investing in the new vehicles and equipment required.

London Legacy Development Corporation (LLDC)

The LLDC was set up to ensure that the city benefits from a long-term legacy from the London 2012 Olympic and Paralympic Games. The Mayor's 2020-21 budget provides funding for the development of a world class cultural and education district, East Bank, in Queen Elizabeth Olympic Park. This is expected to create 3,000 new jobs, attract 1.5 million additional visitors and bring £2.8 billion of economic value to east London.

Old Oak and Park Royal Development Corporation (OPDC)

The OPDC has been established to support the creation of 65,000 new jobs and at least 24,000 new homes in west London over the next 20 years. It will build on the regeneration benefits which High Speed 2 (HS2), the Elizabeth line and the Great Western Mainline stations at Old Oak Common are expected to bring locally.

GREATER LONDON AUTHORITY

Summary of GLA Group budget

The tables below show where the GLA's funding comes from and the reasons for the year on year change in the budget. It also explains how the GLA has calculated the sum to be collected from council tax (the council tax requirement).

How the GLA's budget is funded (£ million)	2020-21
Gross expenditure	13,365.9
Government grants and retained business rates	-5,486.6
Fares, charges and other income	-6,787.3
Use of reserves	-81.1
Amount met by council tax payers	1,010.9

Changes in spending (£ million)	2020-21
2019-20 council tax requirement	960.6
Inflation	244.8
Efficiencies and other savings	-150.8
New initiatives	512.1
Other changes (for example fares revenue and government grants)	-555.8
Amount met by council tax payers	1,010.9

GREATER LONDON AUTHORITY

Detailed budget by service area

The table below compares the GLA Group's expenditure on policing, fire and other services (including transport) in 2020-21 with 2019-20.

The GLA's gross expenditure is higher this year. This is mainly due to the impact of extra investment planned by the Mayor in transport, policing, adult education and the fire service as well as additional business rates receipts being paid over to the Government to support local services elsewhere in England. Overall the council tax requirement has increased because of the extra funding for the Metropolitan Police and the London Fire Brigade. There has also been a 1.6 per cent increase in London's residential property taxbase. Find out more about our budget at: london.gov.uk/budget (tel: 020 7983 4000).

Summary of Spending and Income (£ million) <small>(figures may not sum exactly due to rounding)</small>	Police (MOPAC)		Fire (LFC)		Other Services (incl. GLA, TfL, LLDC and OPDC)		GLA Group Total	
	2019 -20	2020-21	2019 -20	2020-21	2019 -20	2020-21	2019 -20	2020-21
Gross expenditure	3,556.7	3,885.3	450.3	489.5	8,225.6	8,991.1	12,232.6	13,365.9
Government grants and business rates	-2,656.4	-2,786.3	-245.7	-266.1	-1,852.4	-2,434.1	-4,754.5	-5,486.6
Other income (incl. fares and charges)	-278.5	-280.0	-38.3	-39.8	-6,205.3	-6,467.5	-6,522.1	-6,787.3
Net expenditure	621.8	819.0	166.3	183.6	167.9	89.5	956.0	1,092.0
Change to level of reserves	103.4	-51.9	-7.1	-15.0	-91.7	-14.2	4.6	-81.1
Council tax requirement (income)	725.2	767.1	159.2	168.6	76.2	75.2	960.6	1,010.9

Direct Debit



The easy way to pay

Direct Debit is the safest, easiest and cheapest way to pay your council tax.

If you pay your council tax by Direct Debit you have the option to spread your instalments over 12 months, rather than 10.

To set up a Direct Debit, visit us online at www.walthamforest.gov.uk/directdebit

Register for a free secure online account and view all your Council Tax details in one handy place.

You Can:

- View Bills
- Apply for discounts and exemptions
- View Payments made
- Check amounts due

...and much more

Register at www.walthamforest.gov.uk/signup