



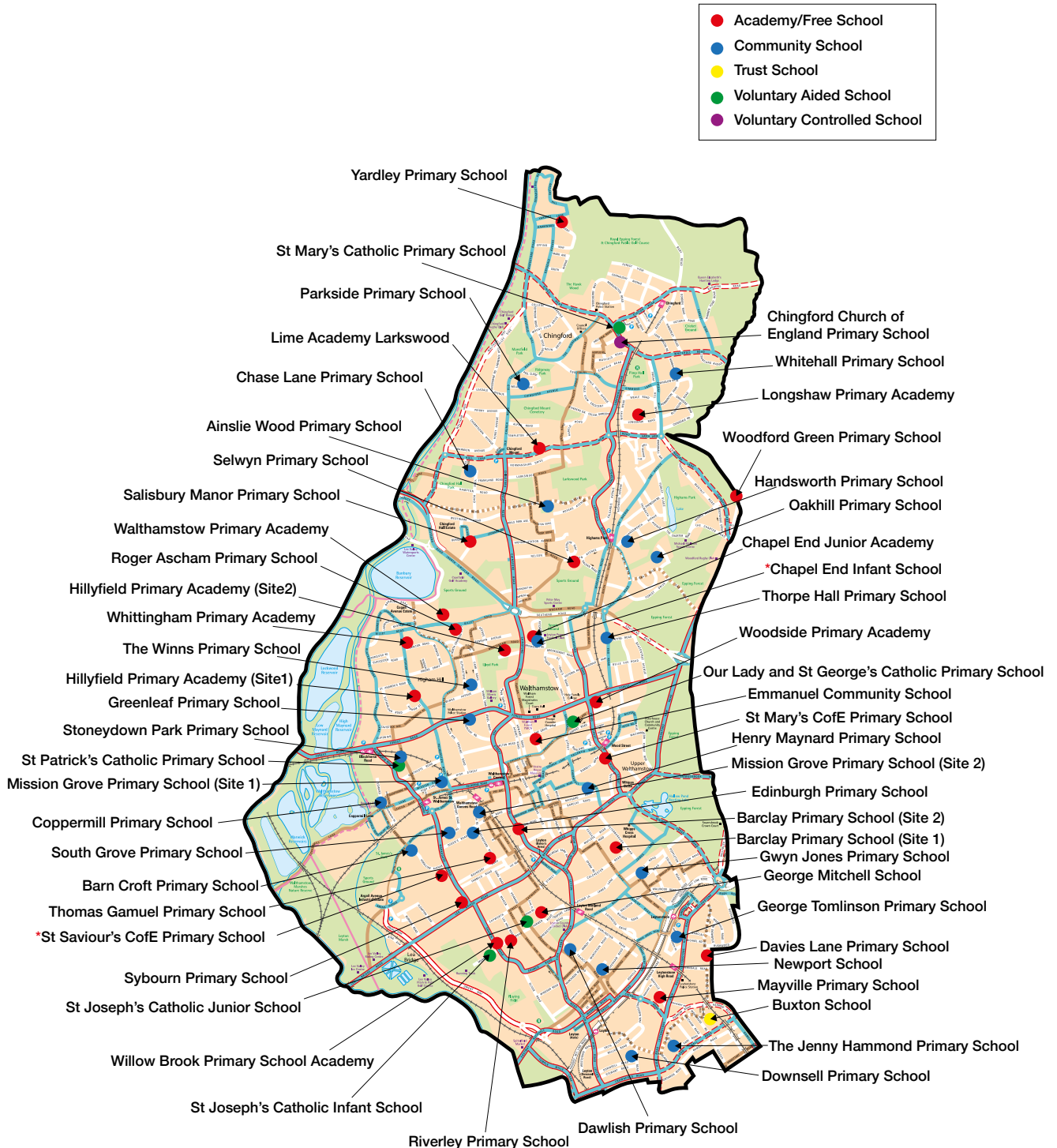
Starting Primary School

.....

2025

.....

Map of primary schools in Waltham Forest



*Full school names are on pages 26-29

Introduction

If your child was born between **1 September 2020** and **31 August 2021** and lives in Waltham Forest you will need to apply to Waltham Forest School Admissions Service for a Reception place for them for **September 2025**.


Even if your child currently attends a nursery attached to a school you must apply for a Reception place for them.

Even if your child has a sibling already attending your preferred school you must apply for a Reception place for them.

If your child has an Education, Health and Care Plan (EHCP) you must contact the Waltham Forest SEND Service on 020 8496 6503 or 020 8496 6505. They consider these applications separately from the process outlined in this brochure. For more information see page 34 in section 5 of this brochure.

If you live outside Waltham Forest, you will need to apply to the local authority in which you live.

If you have any questions, you can contact the School Admissions Service on:

-  www.walthamforest.gov.uk
-  admissions@walthamforest.gov.uk
-  **020 8496 3000**

Contents

Section 1

Applying for a school place for September 2025.....	4
Timeline for primary applications	5
Deferred entry and part time places.....	5
Children being educated outside their normal age group..	5
Summer born children.....	6
Before you make your application.....	6
Completing your application form.....	7
Admissions criteria for Waltham Forest community	11
and voluntary controlled schools	
Admissions criteria for academies	14
Admissions criteria for trust and voluntary aided schools	16

Section 2

How we will process your application.....	24
The results of your application	24
Accepting the offer	24
Declining the offer	24
Alternative offers	25
Waiting lists	25
School admission appeals	25

Section 3

Schools in Waltham Forest	26
---------------------------------	----

Section 4

Neighbouring local authorities, useful contacts	30
-------------------------------------------------------	----

Section 5

Other information	
How school places were offered for 2024	31
Cut off distances for the past 3 years	33
Children with Special Educational Needs	34
Fair access protocol.....	34
Free school meals	34
In-Year applications	34
Infant to junior transfer	35

Section 6

Definitions.....	37
------------------	----

Applying for a school place for September 2025



Dear parent or carer,

I'm delighted that you are choosing a Waltham Forest school for your child.

We all want the best for our children, and selecting the right primary school is an important decision.

A positive school experience can be transformational. It is our job to make sure all our young people benefit from that positive experience. Waltham Forest Council is committed to ensuring that we provide good quality education for all young people in the borough.

As a borough we already benefit from having high performing primary schools right across the borough. We are committed to ensuring the highest quality learning experiences for all our children and young people, and that our children and young people will be healthy and safe in all settings.

In Waltham Forest, we are passionate that all of our children and young people will:

- Be challenged to achieve the very best outcomes and be stimulated to develop their creativity and critical thinking.
- Be empowered to continue learning throughout their lives, and in particular be ready for secondary school life.
- Develop the skills to navigate society, with a strong sense of their emotional wellbeing, and the support available.
- Have an understanding of the political, economic and technological developments that will shape their world, characterised by their sense of social and environmental responsibility.
- Develop the skills which will enable them to participate, influence and shape their futures.
- Have a strong principled understanding of and opposition to discrimination and inequality.

We are committed to partnership working to achieve this working with you – our parents – as well as our young people, schools, colleges, business and partners and providers to ensure that we offer our young people an education that prepares them for the future.

I hope this booklet is helpful and makes the application process as easy as possible. We want all children in Waltham Forest to achieve their full potential, to enjoy school and to develop their self-confidence as learners and, ultimately, as citizens of our borough. I hope you will be impressed with the schools you visit and that your child will thrive and be happy at the primary school they attend.

I wish you and your child every success.

Councillor Kizzy Gardiner

Waltham Forest Cabinet Member for Children and Young People

How and when to complete your application

You can make your application any time between **1 September 2024** and **15 January 2025** and the best way to apply is online at www.eadmissions.org.uk

Last year, over 96.69% of applications were made online, and 92.82% of those who applied on time received an offer of their first preference school. The process is easy to follow, quick and secure, and enables you to access other education and school websites. It also allows you to amend and check your application at any time – and as many times as you need to – before 15 January 2025. You will be able to see the results of your application online, without having to wait for an offer letter.

Whichever way you would like to apply, please make sure you submit your application by **15 January 2025**. It is very important that you submit your application by this date, otherwise processing your application will be delayed.

Timeline for primary applications

DEADLINE	ACTIVITY
1 September 2024	Applications open
15 January 2025	Closing date for applications
16 April 2025	Offer letters will be posted to applicants making paper application
16 April 2025	Online applicants will be sent an email with the outcome during the evening
17 April 2025	Offer letters should be received by applicants making paper application
30 April 2025	Deadline to accept or decline offer
16 May 2025	Deadline for appeal requests to be submitted

Nursery to Reception class

Children do not automatically transfer from nursery to a Reception class so you must complete an application for a Reception place.

When your child will start school

In Waltham Forest, we prefer all reception children to start school in September at the start of the school year so that we can give them the best possible start to school.

All our infant and primary schools provide for the full-time education of all children in the September following their fourth birthday.

School admission authorities are required to provide for the admission of all children in the September following their fourth birthday. While most parents are happy for their child to start school in the September following their fourth birthday, some parents will have concerns about whether their child will be ready for school at this point, and will consider delaying their entry until compulsory school age.

Deferred entry and part time reception places

Normally a child will be offered a school place the September following their fourth birthday. All children reach compulsory school age the term after their fifth birthday.

However, some parents/carers will feel their child is simply not ready to start school in the September following their fourth birthday and Parents/carers are entitled to request either that:

1. Their child attends part-time until they reach compulsory school age. This must be requested directly with the school once a school place has been offered.
2. The date their child is admitted is deferred until later in the school year but not beyond the point at which they reach compulsory school age and not beyond the beginning of the final term of the school year for which it was made.

Children being educated outside their normal age group

Waltham Forest's policy is that, in general, children should be educated in their normal age group, with the curriculum differentiated as appropriate, and that they should only be educated out of their normal age group in very limited circumstances.

Parents may seek a place for their child outside of their normal age group, for example, if the child has experienced problems such as ill health.

In addition, the parents/carers of a summer born child may choose not to send that child to school until the September following their fifth birthday and may request that they are admitted out of their normal age group – to reception rather than year 1.

Parents/carers may request that they are admitted out of their normal age group – to reception rather than year 1 when their child is 5 years of age. If parent's wish to apply for a place for their child outside of their normal age group, they should submit their application together with any supporting evidence they wish to be considered in respect of their application.

The Local Authority is the responsible Admissions Authority for all community and voluntary controlled schools within the borough.

If parent's wish to apply for a place for their child outside of their normal age group, they should submit their application together with any supporting evidence they wish to be considered in respect of their application to:

By email: admissions@walthamforest.gov.uk

By post: School Admissions, Waltham Forest Town Hall, Forest Road, London E17 4JF.

If you need advice and assistance with this please call **020 8496 3000** and speak to school admissions.

A decision will be made on the circumstances of each case and in the best interests of the child concerned. This will include taking account of the parent's views; information about the child's academic, social and emotional development; where relevant their medical history and the views of a medical professional; whether they have previously been educated out of their normal age group; and whether they may naturally have fallen into a lower age group if it were not for being born prematurely. The views of the head teacher of the school(s) concerned must also be taken into account.

The internal management and organisation of a school, including the placement of pupils in classes, is a matter for the Headteacher and senior leadership of individual schools.

There is no guarantee that an application will be accepted. If the application is not accepted this does not constitute a refusal of a school place and there is no right to an independent statutory appeal. Similarly, there is no right of appeal for a place in a specific year group at the school.

When informing a parent/carer of their decision on the year group the child should be admitted to, the LA will set out clearly the reasons for their decision.

The governing body of schools responsible for their own admissions (academies, voluntary-aided, foundation and free schools) are ultimately responsible for making this decision for applications made to their school.

Summer born children (born between 1 April 2021 and 31 August 2021)

In addition, the parents/carers of a summer born child (born between 1 April and 31 August 2021) may choose not to send that child to school until September 2026.

Parental requests for summer born children (born between 1 April and 31 August) to be admitted to Reception rather than Year 1 at the age of five, are different from any other parental request for admission out of the normal age group, as it is only in these circumstances that the child is being admitted to school for the first time. As well as considering the factors outlined above, the admissions authority will also consider the child's individual needs and abilities and consider whether these can be best met in reception or year 1. It will also involve taking account of the potential impact on the child of being admitted to year 1 without first having completed reception year.

The views of the head teacher will be an important part of this consideration.

There is no expectation that parents must provide professional evidence in support of their request. As a minimum parents are expected to provide a statement as to why they have made

their request. However any supporting evidence they wish to be considered in respect of their application should be attached.

In these circumstances, parents are required to make an application for their child's normal age group by 15 January 2025, but can also submit a request for admission out of the normal age group at the same time. There is no statutory barrier to children being admitted outside their normal age group, but parents do not have the right to insist that their child is admitted to a particular age group.

Parents who apply by the closing date should receive the response to their request before 16 April 2025. If the request is agreed, their application for the normal age group may be withdrawn before a place is offered. If the request is refused, the parent must decide whether to accept the offer of a place for the normal age group, or to refuse it and make an in year application for admission to Year 1 for the September following the child's fifth birthday. Where a parent's request is agreed, they **must** make a new application as part of the main admission round the following year, by 15 January 2026.

If a school is happy to accept an application to educate a child out of year group, this is not a guarantee of a place. It just means the parent can apply along with all other parents for a school place in that academic year. It is important to consider what to do if your application is processed and you do not get offered a place at your preferred school. Currently no school has to agree to educate a child outside of their chronological year group even if it has been agreed at another school.

Before you make your application

Collect as much information as you can about your preferred schools:

- Look at the map on the inside cover of this booklet to see which are your nearest schools.
- Visit schools – most schools arrange open mornings or afternoons where parents can see the school at work. All schools contact details are provided in this booklet so that you can get in touch and arrange your visit.

Read Ofsted reports at www.ofsted.gov.uk or on the school website.

- Read the prospectus for each school (available from the school).
- Look at the school website.

Many schools are oversubscribed each year, which means they receive more applications than they have places to offer. You need to consider how likely it is that your child will be offered a place at your preferred school:

- Read the admissions criteria for each school, as this will determine how places will be offered.
- The admissions criteria for Waltham Forest community and voluntary controlled schools are listed on pages 11-13.
- The criteria for other schools in Waltham Forest are listed on pages 14-23.
- See how places were allocated last year using the information on pages 31-32.

- Look in Section 3 to see how many places each school has available for September 2025 (Published Admission Number).
- Consider how your child will travel to school.
- Try not to let others influence your decisions – the right school for your friend's child may not be the right school for your child.

The process outlined above is not applicable if your child has an Education, Health and Care Plan. Please see page 34 for more information.

Which schools can I apply for?

You can apply for any maintained (non-fee paying) school in England either online or on your home authority's paper application form.

How do I find out where schools are?

You can use the map on the inside front cover of this guide to find out where schools are in Waltham Forest. Alternatively you can use www.compare-school-performance.service.gov.uk which allows you to search for schools based on your home postcode.

Completing the application form

If you live in **Waltham Forest** you must apply to Waltham Forest. You should list up to six schools which can be located in Waltham Forest or in other local authorities.

If you live **outside Waltham Forest** you will need to apply through the local authority in which you live. The contact details of neighbouring local authorities are in Section 4.

If you list schools **outside Waltham Forest**, the Waltham Forest School Admissions Service will make sure that the local authority where the school is located is given all the information from your application form.

Do not include any fee paying schools on your application.

You must submit your application by 15 January 2025.

Please note:

Please complete a separate application form for each child in the case of multiple birth children

Applications from overseas

In most cases, children arriving from overseas have the right to attend schools in England. School admissions will not refuse to admit a child on the basis of their nationality or immigration status nor remove them from roll on this basis. It is the responsibility of parents to check that they have a right of abode and that their children have a right, under any visa entry conditions, to study at a school. Having right of abode means you are allowed to live or work in the UK without any immigration restrictions, which means:

- You will not need a visa to come to the UK
- There is no limit on the length of time you can spend in the country.

If you are moving to the UK, you must check that you have a right of abode or that the conditions of your immigration status otherwise permit you to access a state-funded school. You can prove you have right of abode if you have a UK passport describing you as a British citizen or British subject with right of abode. Otherwise you need to apply for a Certificate of Entitlement. For more information please visit www.gov.uk/right-of-abode/apply-for-a-certificate-of-entitlement. We will consider accepting applications from children whose family can evidence intent to return to and/or permanently reside in Waltham Forest prior to the start of the new academic year. These applications, if accepted, will be processed from the overseas address until sufficient evidence is received to show the child is permanently resident in Waltham Forest. Evidence must be submitted at the time of application. Evidence submitted after the date for late applications (12 noon on 12 February 2025) cannot be taken into account before National Allocation Day. If an applicant owns a property in Waltham Forest but is not living in it, perhaps because they are working abroad at the time of application, the Waltham Forest address will not be accepted for the purposes of admission until the child is resident at that address.

After allocation, if you take your child abroad, even with the intention of bringing them back to start in September, you must inform School Admissions. If you fail to do this, and it is brought to our attention that the child has gone abroad, any place offered may be withdrawn.

Children of UK service personnel and crown servants

For families of service personnel with a confirmed posting, or crown servants returning from overseas, please ensure your application is accompanied by an official letter that declares a relocation date. This should state your intended address in Waltham Forest. If we are provided with evidence of your intended address, this is the address we will apply the schools' oversubscription criteria to when processing your application. If you do not have a fixed address to return to when you are making your application, you can use a Unit or quartering address as the child's home address which will be used when considering the application against the oversubscription criteria of your preferred schools.

Apply online

▶ You can apply online at www.eadmissions.org.uk

Download the eAdmissions guide from www.walthamforest.gov.uk/content/applying-primary-school-place. This will help you to start your child's online application. After you have submitted your application, you will receive an email confirming details of your online application. The email will list an application reference number. If you do not receive a number, it means your application was not submitted successfully and you must login and select the 'submit application' button again. You can make changes to your online application until the closing date, but for your most recent changes to be recorded you will need to press the 'resubmit application' button.

Once you have submitted your application, please upload your evidence documents in a pdf format. This includes evidence of looked after, previously looked after, medical, social, or crown servant. If you do not supply us with supporting evidence, we will not be able to take it into consideration in support of your application.

If you submit your application by the closing date you will be sent the outcome of your application during the evening of the **16 April 2025**. You should respond within 14 days. There are 2 ways to do this:

1. Use the reply button in the email that you will receive during the evening. It will take you to the eAdmissions website, log in and respond.
2. Return to eadmissions.org.uk, log in and select view outcome and respond.

If you are unable to apply online, you can download a paper application form from www.walthamforest.gov.uk or contact us to send you one.

If you complete a paper application form you will not be able to check your application form online. We will post your offer letter by first class post on **16 April 2025**.

We never give out any offer information over the telephone. If you complete a paper form you will receive your offer letter by post. Online applicants will not receive a letter.

Please note:

If you apply online you must **not** submit a paper form as well.

Supplementary Information Forms (SIFs)

Some schools need extra information which we do not collect on the Waltham Forest application form. Emmanuel Community School, St. Mary's Catholic Primary School, St. Joseph's Infant School, Our Lady and St. George's Catholic Primary School, St. Patrick's Catholic Primary School, St. Saviour's Church of England Primary School and St. Mary's Church of England Primary School will ask you to complete a Supplementary Information Form (SIF).

SIFs are available from the relevant schools' websites and should be returned to the school when completed.

If you are applying for a school outside of Waltham Forest you will need to check with that local authority to find out if you need to complete a SIF.

Filling in your form

We may undertake checks to verify any information provided on your application form. We ask for **copy documents** but reserve the right to ask to see originals at any stage in the process plus additional documents if required. If false or misleading information is provided then we have the right to:

- Withdraw an offer of a school place; or
- If an offer has not been made, process the application with the correct information as a late application.

Your child's details

Name and date of birth – please give your child's name and date of birth exactly as it appears on their birth certificate.

Address – the address you provide must be your child's home address where they are living on the closing date of 15 January 2025. This must not be an address of another family member or another adult who looks after your child and does not have parental responsibility for your child.

- We will not accept a business address or a second home as a 'normal permanent place of residence'.
- We will not accept temporary addresses, if for example, your permanent home is undergoing building works.

Parental responsibility

You are advised to seek to reach agreement with any other person who may submit an application for your child such as another parent. If one parent has parental responsibility (as evidenced by documentation) that parent's application is the one that will be accepted. If parents are separated and both have parental responsibility, then they must determine between them who will make the application and if they cannot agree then either parent may seek to have that determined by a Court. In the event of a dispute between parents who do not have this matter resolved by the Court we will accept the application by the parent with whom the child resides the majority of the school week and where that is equal we will determine whose application is progressed with reference to the parent who is in receipt of Child Benefit, and if no one is in receipt of child benefit then we will consider all of the circumstances and make a determination as to the application which will be accepted and provide our reasons for doing so. This will ensure the child has an active application for a school place.

Where a child lives with each of their separated parents for different parts of the week, we will consider the child's home address on any application to be where the child sleeps for most of the school week.

The allocation of school places is determined in accordance with the Admissions Policy and where the criteria of distance is used this will be determined by reference to the child's 'home address' which is determined with reference to where they reside the majority of the time. Where this is an equal time this will be determined by reference to the parent who is in receipt of child benefit. In the event that the recipient of child benefit is clearly not a main carer of the child or no child benefit is received, we will consider all of the circumstances and make a determination as to the 'home' address which will be used.

You will not be able to change to the other parent's address mid-year unless the current arrangements as set out in any Court Order have changed. You must also provide a copy of any custody or residence order.

We check that the address you give is where you and your child are living to prevent fraudulent applications.

Please note:

If you provide a temporary address, we will only accept it if the tenancy agreement is for longer than 12 months

Your details

Please provide the details of one parent or carer and your contact details. Please ensure you include your mobile and daytime telephone numbers and your email address as we may need to contact you.

What documents do I need to provide?

We check evidence submitted to prevent fraudulent applications. Information supplied during the application process may be shared with other departments and organisations for the prevention and detection of crime.

You will need to provide **copies of documents** that provide evidence of:

- **Your home address** (for example a central/local government letter* such as housing benefit, current council tax or NHS letter, or a recent utility bill or bank statement**, driving licence).
- **Your child's date of birth** (for example a birth certificate).
- **Your child's home address** which should be the same as your home address (for example a central/local government letter* such as child benefit, child tax credit or housing benefit, an appointment letter with a professional (e.g. Doctor, dentist, hospital) or a bank statement in the child's name**). You can submit an official document or letter with your child's name and address.

These examples are not an exhaustive list. If you have moved within the last 3–6 months, please also provide evidence of a closing of council tax account from your previous address. We reserve the right to request further evidence if required.

* This must be dated within the last 12 months

** This must be dated within the last 3 months

Additional evidence required for specific criteria

If you are applying under any of the following criteria please refer to pages 11–12 for details of the additional evidence required:

- Looked after child
- Medical/social
- School staff child

If you apply online you must scan and attach the above documents to your application. You will receive an email confirming receipt of each document. If you applied on a paper form, you must send **photocopies** of your documents with your application.

If you have problems attaching your scanned documents, please email us at admissions@walthamforest.gov.uk.

Please note:

If you do not provide these documents, we may not send you an offer letter on 16 April 2025. If you applied online you may not receive an email on 16 April 2025 and you will not be able to check the results of your application online.

Fraudulent applications

The London Borough of Waltham Forest takes very seriously any attempt to gain an advantage in the admissions process by giving false information.

It is really important that the admissions system is fair for everybody. Nobody should be allowed to cheat by using a friend or relative's address, a business address or by temporarily renting a property near to a popular school. Each year a number of parents try to get a school place by providing false information, which could result in them taking a place that should have gone to another child.

The Local Authority will investigate all instances where a parent is thought to have provided false or misleading information in order to gain admission to a school. Your address will be checked by reference to various records and, if necessary, by a council officer visiting your address.

The local authority will investigate applications where there are any doubts about information provided by parents or where information has been received from another source. This may lead to prosecution. Likewise, if you enlist the assistance of another in making a false application, both you and the other may be prosecuted.

A false application may, *in addition to prosecution*, lead to the withdrawal of your child's place in the school applied for, even if the child has already started school.

In addition, a sibling link will be withdrawn for any future siblings of any child who has started at a school and it is subsequently found that they have gained a place on the basis of a fraudulent application.

Moving house

You must provide the address on your application form where your child is living on **15 January 2025**:

- If you move house after 15 January 2025, please let us know immediately.
- If we receive the required proof of your new address by 12 noon on 12 February 2025 and you are in residence; we will be able to use your new address to measure your home to school distances. You must provide proof of your new home address with documentation as listed on page 8.
- If we receive the information after 12 noon on 12 February 2025 we will ensure that your offer letter is sent to your new address, if you applied on a paper application, but we will not be able to use this for the purposes of allocation.

If your new address is not in Waltham Forest you must also inform the admissions team in the local authority to which you are moving.

Guardianship

Guardianship only applies if the relatives can prove that they have full responsibility for the child and that the normal, permanent residence is not the parent's address.

If the child lives with the relatives on a full-time basis, both during the week and at weekend, this is more likely to be accepted as a formal arrangement. There must be proof that the relatives care for the child on a full-time basis by providing a residence order or documents to show who receives the Child Benefit.

If a child does not live with their birth parents and relatives look after the child, documentary evidence such as a will or a court order must be shown as proof that the relatives are the child's guardians.

Collecting children from school and looking after them until the parent collects them is not guardianship; nor does it apply if the child sleeps at the relative's house regularly but still lives part-time with the parents.

Listing schools on your form

- We strongly recommend that you list six schools on your application form. Please list them in the order you most prefer them. Page 24 explains why this is so important.
- Do not list independent or private schools on your application form as you need to apply directly to those schools and not through Waltham Forest.
- If your child already has a sibling (brother or sister) at one of your preferred schools, you must still list that school on your application form and provide their sibling's name and date of birth. If you do not list the sibling's details, your application will not be considered under sibling priority.
- If there is a medical and/or social reason why you want your child to attend a particular school, please tick the relevant box on the application and supply the supporting evidence for consideration by the panel.
- If you only apply for one school, you will only be considered for that school.
- If you list the same school more than once it will not increase your chances of being offered that school.
- If we are unable to offer you any of your preferred schools we will allocate a place at the school nearest to your home that has an available place. This is known as an 'alternative offer'.
- No school will know the order in which you have listed them on your application form or which other schools you have named on the form, as this information is confidential prior to the allocation of places.

Please note:

People will ask for the same school so not everyone will be offered a place at their first preference school. Be realistic about your preferences. You are strongly advised to put your nearest school as one of your six preferences. This is because 'home-to-school distance' is usually how most of the places are allocated.

Schools with two sites

The following schools have two sites: Barclay Primary School, Mission Grove Primary School and Hillyfield Primary Academy. This means that the schools operate across two separate sites, but each school is still managed by the same Headteacher and Governing Body.

It is for the school to determine which site your child is educated at when they start the school. Once allocations are made, the school may contact you to decide the most appropriate site for your child.

When allocating places for these three split site schools, the distance is measured with respect to the site that is closest to the home address. Details of the site addresses for all three schools are given in section 3, pages 26-29. However, as set out above any decision as to which site a child attends is the schools' decision and so you should take this into account when making your selections.

Siblings

If you have a sibling at your preferred school, you must state this on your application form and give full details. If you do not do this, your child may not be offered a place.

Please note the sibling criteria for community and voluntary controlled schools. Please check the exact sibling definition for all other schools under their criteria, which may be different.

In all cases the sibling must be living at the same address and must still attend the school at the time of admission of the child for whom the application is being made. This means that where siblings are living at separate addresses, they will not be considered as siblings when processing the application. If you do not provide the name and date of birth of your child's sibling when you make your application we will not be able to take it into account and it will affect your child's chances of being offered a place at that school.

Medical or social reasons

If you feel that you or your child has an exceptional medical or social need that requires your child to attend a particular school you must tick 'yes' to the relevant question on the application form. You must also provide evidence to support your application, as shown below. See page 12 for further details on medical or social requests.

Medical

You and your GP can complete a medical form which can be requested from the School Admissions Service. Please note your doctor may charge for this service. Alternatively, if you have written evidence from a relevant independent professional, such as a consultant or psychologist, please submit it.

Medical conditions affecting mobility will only be considered for the nearest school to the child's permanent address.

Social

The professional evidence from a relevant independent professional, such as a social worker or psychologist, must outline the specific social need for your child or family. You must tell us why the social need can only be met by your child attending the particular school.

You can scan and attach the relevant evidence as part of the online application process or scan and send it to admissions@walthamforest.gov.uk. We will also accept copies of the evidence by post.

You must provide this evidence by the closing date.

There is no guarantee that you will get a place at your preferred school as we have to be convinced, from the independent evidence provided, that the specified school is the only school that can meet the defined needs of the child.

Declaration and signature

When you have completed your application form, you must sign it to confirm the information you have provided is correct. There is an equivalent process if you apply online.

Submit your application by 15 January 2025

If you apply online

Before you submit your online application read it through carefully to check you have completed all sections of the form.

Once you have submitted your form by pressing the 'submit' button you will receive an email confirming that your application has been successfully submitted.

If you apply on a paper form

Before you submit your paper application read it through carefully to check you have completed all sections of the form.

Please make sure that you have put the correct postage on your envelope and that you allow enough time for your application form to reach us by **15 January 2025**.

You are responsible for ensuring that your application reaches Admissions before the deadline.

Late applications

- Applications received after 15 January 2025 will be classed as late.
- Late applications can still be made online until August 2025.
- Late applications will be considered after all the applications received on time have been processed.
- Late applicants are very unlikely to be offered one of their preferred schools.

Late for good reason

If there are exceptional circumstances why your application is received after the deadline, please provide evidence, along with your letter explaining why the application is late. Please note, a letter without supporting evidence will not be considered.

Where the School Admissions Service agrees that there are exceptional circumstances, late applications will be treated as on time and will not be disadvantaged if they are received by **12 noon on 12 February 2025**. Postal delay is not considered to be an exceptional reason and the franked date-stamp mark on the envelope will not be considered as proof of postage.

Change of preferences

Before the closing date

If you have **applied online** you can make changes to your school preferences by returning to the online application website www.eadmissions.org.uk and editing your application.

If you have **applied on a paper application** form any changes you want to make to your school preferences before **15 January 2025** must be made on a new application form available from www.walthamforest.gov.uk.

After the closing date

Any changes you make to your school preferences after the closing date must be made on a Change of Preference Form available from www.walthamforest.gov.uk. This will be considered as a late change of preference and your application will be considered with other late applications.

You will only be allowed to change your school preferences twice after the closing date.

If we are able to offer you a place based on your change of preference we will write to you and, once you have accepted the new offer, your original offer will be withdrawn.

Admissions criteria for Waltham Forest community and voluntary controlled schools

Special Educational Needs

Children who have an Education, Health and Care Plan (EHCP) must be admitted where the school is named. Where a school is not named in an EHCP then the admission criteria below will be applied.

Please note:

The following schools will apply the Waltham Forest community and voluntary controlled schools criteria –

- Ainslie Wood Primary School
- Barn Croft Primary School
- Chapel End Infant School and Early Years Centre
- Chase Lane Primary School
- Chingford Church of England School
- Coppermill Primary School
- Dawlish Primary School
- Downsell Primary School
- Edinburgh Primary School
- George Tomlinson Primary School
- Greenleaf Primary School
- Gwyn Jones Primary School
- Handsworth Primary School
- Henry Maynard Primary School
- The Jenny Hammond Primary School
- Mission Grove Primary School
- Newport Primary School
- Oakhill Primary School
- Parkside Primary School
- South Grove Primary School
- Stoneydown Park Primary School
- Thorpe Hall Primary School
- Whitehall Primary School
- The Winns Primary School

If there are more applications than there are places available at a school, we will use the following criteria, in priority order, to decide who should be offered a place. If you wish to apply under priorities 1–4, you must tick the box to indicate this on your application, and supply supporting documentation.

Priority 1 – looked after children or previously looked after children

Priority 2 – Medical or social reasons or children ‘at risk’

Priority 3 – Siblings

Priority 4 – School staff children

Priority 5 – Distance

1. Looked after children or previously looked after children

For admission purposes, a ‘looked after’ child is a child currently in care. In order to be given highest priority for admission, a child has to fall within the definition of ‘looked after’ in section 22 of the Children Act 1989. For looked after children, the application must be completed by their social worker with the name of the local authority, together with a covering letter.

Previously looked after children are children who were in the care of a local authority in England or appear to have been in state care outside of England and have ceased to be in care as a result of being adopted or made subject to a Child Arrangement Order or Special Guardianship Order immediately after being looked-after by a local authority in England or elsewhere. For previously looked after children, a copy of the order under which they left care must be provided. If the child you are applying for is adopted from care, you must provide a copy of the Adoption Order.

Definitions

A looked-after or previously looked after child is a child who is or was in accordance with Section 22 of the Children Act 1989:

- a. in the care of a Local Authority; or
- b. being provided with accommodation by a Local Authority

Special Guardianship Order – is an order under the terms of the Section 14A Children Act 1989 which is an order appointing one or more individuals to be a child’s ‘special guardian(s)’

Child Arrangement Order – is an order under the terms of the Section 8 Children Act 1989 (as amended by Section 14 of the Children and Families Act 2014) setting out the arrangements to be made as to the person with whom the child is to live

Adoption Order – is an order under the Adoption Act 1976 (see section 12 adoption orders) and children who were adopted under the Adoption and Children Act 2002 (see section 46 adoption orders), as well as children who were in state care outside of England immediately prior to being adopted.”

2. Medical or social reasons or children 'at risk'

Medical or social reasons can only be taken into account where information is provided by the closing date. Failure to provide such information at that stage may affect whether or not the child is allocated a place at the preferred school under this criterion.

Applications will only be considered under this category if they are supported by a written statement from a doctor, social worker, psychologist or other relevant independent professional. The information must confirm the exceptional medical or social need, and demonstrate how the specified school is the only school that can meet the defined needs of the child.

In all cases the medical or social need must be permanent or long term.

For medical conditions affecting the mobility of the child or parent, consideration will only be given to the school nearest to the home address.

Examples of possible exceptional medical or social reasons:

- Any acute or chronic condition that would make it difficult for a child to attend any school other than the school closest to the child's address.
- Any acute or chronic medical condition that requires regular, long-term attendance at a particular medical establishment which is closest to the school named.
- A child and their family who are considered 'at risk' due to circumstances beyond the family's control such as fleeing domestic violence (housed in a refuge in Waltham Forest). Consideration may then be given for the named child to be given a school away from the area of their previous home address for safeguarding purposes.
- An existing restraining order that may put a family 'at risk' if the school were to be outside the remit of distance agreed by the courts.

The decision for community and voluntary controlled schools will be made by a panel of officers based upon the evidence provided. The panel reserves the right to seek additional professional advice as necessary. Own Admission Authorities, for example Academies, Trusts, Faith Schools, are responsible for making this decision.

A child is 'at risk' if they are currently on or subject to a Child Protection Plan.

3. Siblings

Sibling means:

- A full brother or sister
- A half brother or sister
- A step brother or sister
- A foster brother or sister
- An adopted brother or sister
- The child of a parent or carer's partner living at the same address

In all cases the sibling **must** be living at the same address and **must** still attend the school at the time of admission of the child for whom the application is being made. This means that where siblings are living at separate addresses, they will not be considered as siblings when processing the application. If you do not provide the name and date of birth of your child's sibling when you make your application we will not be able to take it into account and it will affect your child's chances of being offered a place at that school

Please note:

George Mitchell School sibling – applies to children with a sibling who is still on roll in the primary/secondary phase in September 2025.

4. School staff children

All children of school staff, irrespective of the role that the staff member is performing and whether working part-time or full-time will be given priority where:

- a) the member of staff has been employed at the school for two or more years at the time at which the application for admission to the school is made, and/or
- b) the member of staff is recruited to fill a vacant post for which there is a demonstrable skill shortage.

You must provide a letter from the school business manager or another person authorised to do so, in support of your application confirming that you are employed by them and that you fall within this criteria. The Admissions Authority may verify this information with the school.

Please note:

If you wish to apply under priorities 1–4, you must tick the box to indicate this on your application, and supply supporting documentation.

5. Distance

Distance is measured using a straight line from the centre of the child's permanent address (**as defined by the Local Land and Property Gazetteer**) to the designated main gate of the school. If one parent has parental responsibility (as evidenced by documentation) that parents application is the one that will be accepted. If parents are separated and both have parental responsibility, then they must determine between them who will make the application and if they cannot agree then either parent may seek to have that determined by a Court. In the event of a dispute between parents who do not have this matter resolved by the Court we will accept the application by the parent with whom the child resides the majority of the school week and where that is equal we will determine whose application is progressed with reference to the parent who is in receipt of child benefit. If no one is in receipt of child benefit then we will consider all of the circumstances and make a determination as to the application which will be accepted and provide our reasons for doing so. This will ensure the child has an active application for a school place.

Where a child lives with each of their separated parents for different parts of the week, we will consider the child's home address on any application to be where the child sleeps for most of the school week. The allocation of school places is determined in accordance with the Admissions Policy and where the criteria of distance is used this will be determined by reference to the child's 'home address' which is determined with reference to where they reside the majority of the time.

Where this is an equal time this will be determined by reference to the parent who is in receipt of Child Benefit. In the event the recipient of child benefit is clearly not a main carer of the child, or no Child Benefit is received, we will consider all of the circumstances and make a determination as to the 'home' address which will be used.

You will not be able to change to the other parent's address mid-year unless the current arrangements as set out in any Court Order have changed. You must also provide a copy of any custody or residence order.

- All distances will be measured in miles using a computerised mapping system called Routefinder GIS.
- All distances will be measured using this system, which is the only one that that will be used in the allocation of school places by Waltham Forest School Admissions Service.
- If more than one applicant lives in a multi-occupancy building (for example, flats) priority will be given to the applicant whose door number is the lowest numerically and/ or alphabetically.

Tie-breaker

The tie-breaker is to decide between two applications that cannot otherwise be separated. The tie-break for two or more applications will be a lottery tie-break draw (where names are drawn at random out of a blind draw) which will take place with the assistance of an impartial third party (LA officer), who does not work for the school admissions team.

Please note:

All distances will be measured using this system, which is the only one that will be used in the allocation of school places by Waltham Forest School Admissions Service.

Multiple births

If the last child to be offered a place is one of multiple births, all multiple birth siblings will be admitted to the school as 'permitted exceptions' to the infant class size legislation which limits infant classes to no more than 30 children.



Admission criteria for academies

This section relates to academies in Waltham Forest. These schools set their own admissions criteria. Applications for these schools should still be made online or on a paper application form and submitted to Waltham Forest School Admissions Service.

Schools following the Waltham Forest community and voluntary controlled schools criteria

The following schools follow the same criteria as a Waltham Forest community and/or voluntary controlled school. For full details see pages 11–12.

Barclay Primary School
Davies Lane Primary School
George Mitchell School
Hillyfield Primary Academy
Mayville Primary School
Riverley Primary School
Roger Ascham Primary School
Selwyn Primary School
Sybound Primary School
Thomas Gamuel Primary School
Willow Brook Primary School Academy
Woodford Green Primary School
Yardley Primary School

Schools following own admissions criteria

Salisbury Manor Primary, Longshaw Primary Academy, Whittingham Primary Academy and Walthamstow Primary Academy.

The United Learning Trust is the admissions authority for Salisbury Manor Primary, Longshaw Primary Academy, Whittingham Primary Academy and Walthamstow Primary Academy.

Oversubscription criteria apply if there are more applications than places available. If the Academy is oversubscribed, after the admissions of pupils with an Education, Health and Care Plan where the Academy is named in the Plan, priority for admissions will be given to those children who meet the following criteria, in the order below:

1. Looked after children or previously looked after children who are immediately subject to adoption, a child arrangement order or special guardianship order
2. Medical reasons
3. Children with a sibling on roll at the time of admission
4. Children of staff who are employed by the Trust
5. Distance of the Academy from the child's permanent place of residence.

Sibling means:

- A full brother or sister
- A half-brother or sister
- A stepbrother or stepsister
- Foster brother or sister
- The child of a parent or carer's partner living at the same home address as the applicant's child.

In all cases the sibling must be living at the same address and must still attend the school at the time of admission of the child for whom the application is being made. If you do not provide the name and date of birth of your child's sibling, we will not be able to take it into account and it will affect your child's chances of being offered a place at that Academy.

For all definitions, please see the websites for each Academy.

Lime Academy Larkwood

Lime Trust is the admissions authority for Lime Academy Larkwood.

Oversubscription criteria apply if there are more applications than places available in the normal reception round. If the Academy is oversubscribed, after the admission of pupils with an Education, Health and Care Plan where the Academy is named in the Statement or Plan, priority for admissions will be given to those children who meet the criteria set out below, in order:

1. Looked after children and children who were previously looked after but immediately after being looked after became subject to adoption, a child arrangements order, or special guardianship order; and children at risk.
2. Medical reasons.
3. Children of staff who are employed by the Trust.
4. Siblings

Sibling means:

- A full brother or sister
- A half brother or sister
- A step brother or sister
- A foster brother or sister
- The child of a parent or carer's partner living at the same address.

In all cases the sibling must be living at the same address and must still attend the Academy at the time of admission of the child for whom the application is being made. If you do not provide the name and date of birth of your child's sibling we will not be able to take it into account and it will affect your child's chances of being offered a place at the Academy.

5. Distance from school

Distance will be measured from the child's permanent address to the main gate of the school using the walking route on AA route planner. Children who live the closest to school will be given priority over those who do not.

If more than one applicant lives in a multi-occupancy building (for example, flats) priority will be given to the

applicant whose door number is the lowest numerically and/or alphabetically.

Where two or more applications (who are not from multiple births) are found to live the same distance from the school, a lottery tiebreak draw will take place with the assistance of a third impartial party.

For full definitions, please see the school website.

In Year Admissions

All applications for a place in any year group at Lime Academy Larkwood, outside of the "normal" September admission round for reception places (so called in-year admissions) should be made directly to Lime Academy Larkwood. The application form to be used will be available from the school or its website.

Woodside Primary Academy

Woodside Primary Academy is part of the Reach2 Academy Trust.

When the school is oversubscribed (that is, there are more applications than places available), after the admission of pupils with an Education, Health and Care Plan that names the school, priority for admission will be given to those children based on the criteria set out below, in the order shown:

1. Looked after children and previously looked after children
2. Children with siblings in the school
3. Children of school staff fulfilling a skills shortage role
4. All other children

Definitions relating to the criteria

1. A 'looked after child' or a child who was previously looked after but immediately after being looked after became subject to an adoption, child arrangements, or special guardianship order including those who appear [to the admission authority] to have been in state care outside of England and ceased to be in state care as a result of being adopted. A looked after child is a child who is (a) in the care of a local authority, or (b) being provided with accommodation by a local authority in the exercise of their social services functions (see the definition in Section 22(1) of the Children Act 1989).

Children will be regarded as having been in state care outside England if they were accommodated by a public authority, a religious organisation or any other provider of care whose sole purpose is to benefit society. Applicants under this criterion will also need to fill in a Supplementary Information Form (SIF) evidencing state care outside of England. The SIF is available from the school website or school office.

2. 'Siblings' - For applications made in the normal admission round a relevant sibling is a child who has a brother or sister, adopted brother or sister, stepbrother or stepsister, foster brother or sister, or the child of a parent's co-habiting partner; living in the same family unit in the same family household and address who attends the school in any year group excluding the final year. Biological and adopted siblings who attend the preferred school in any year group excluding the final year will also be treated as siblings irrespective of place of residence. Children residing in the same household as part of an extended family, such as cousins, will not be treated as siblings. For mid-year applications a sibling is a child who has a brother, sister, adopted brother or sister or stepbrother or stepsister living in the same family unit in the same family household and address as a child who attends or has been offered a place at the preferred school at the time of application and determination and with a reasonable expectation that the sibling will be attending at the time of admission.
3. This option is only available for all staff with a permanent contract to work at the school (and not employees in REAch2 cluster or central teams); it will be subject to confirmation by an independent REAch2 non-executive that, on the evidence available, the member of staff is recruited to fill a post where there is a demonstrable skills shortage. Staff must contact the school Headteacher when applying for a place under this criterion. The Headteacher will provide a letter to the Admission Authority and Local Authority Admissions Team confirming the staff members' full-time employment.
4. 'All other children' refers to all applicants who do not fall in to any of the categories above.

For full definitions, please see the school website.



Admission criteria for trust and voluntary aided schools

This section relates to those schools in Waltham Forest that set their own admission criteria. Applications for these schools should still be made online or on a paper application form and be submitted to Waltham Forest's School Admissions Service.

Please note that some of the following schools also require parents to complete and submit a supplementary information form (SIF) or a Certificate of Catholic Practice (CCP). If a school requires a SIF or a CCP it will be listed in the school section. SIFs and CCPs can be obtained directly from the school or parish priest. The forms should also be available on the Waltham Forest website. Please submit your completed SIF or CCP directly to the relevant school by 15 January 2025.

BUXTON SCHOOL

Buxton School Primary Phase will provide your child with an excellent start to their formal education. We believe that all children have the right to access an education that stimulates their curiosity and develops a love of learning.

We are a unique 3-16 learning environment set under one roof. Our Primary and Secondary Phases are strategically and carefully separated to ensure that each Phase is able to offer the specialised education and resources that are required and specific to each child's needs.

Within our Primary Phase, experienced and dedicated staff will support children in developing into independent, confident and explorative learners by carefully considering the needs of each child. We are proud of our child centred, play based curriculum which enables our children to develop through the early stages of their education.

We benefit from having a full suite of teaching professionals all under one roof, and for this reason our curriculum is able to demonstrate excellent progression and growth at each key stage. We understand just how important the Early Years Foundation Stage is to the metacognitive development of children, so all of our curriculum beliefs are entrenched in the latest educational research and resources. We take seriously and cannot over emphasise the relationship between the child, their parents and the school and we welcome applications from parents who also highly value this relationship.

We are an inclusive school and are very proud of our richly diverse community, and we are looking forward to accepting applicants from children of all backgrounds. Our Secondary Phase offers a 10 place Speech and Language Provision. A child must have an EHC plan, or a prominent learning need that encompasses speech, language and communication to be eligible for a place within the provision. This is a dip-in model that requires all children to independently engage in mainstream for the majority of their learning. All other pupil places are mainstream places.

Governors admit 60 pupils into our Reception class each year. Where the number of applications for admission into the school is greater than the number of places available, the following criteria will be applied in this order:

Child in Care (CIC) or previously looked after children

For admission purposes, a 'Child in Care' is a child currently in care or a child who was in care but became subject to an adoption residence, or special guardianship order, immediately after leaving care. Previously looked after children are children who were looked after, but ceased to be so because they were adopted (or became the subject of a child arrangement order or special guardianship order).

1. Medical or social reasons or children 'at risk'

Children for whom only this particular school is appropriate due to an exceptional medical or social reason. Applications under medical criteria will only be considered where information is provided by the closing date if they are supported by a written statement from a doctor (failure to provide such information at this stage may affect whether or not the child is allocated a place at Buxton School). This must demonstrate that there is a very specific connection between the medical needs and this school. Applications under social reasons must be supported by a written statement detailing the specific reasons why this school meets any exceptional social needs of the child or family.

A child is 'at risk' if they are currently on or subject to or under consideration for a Child Protection Plan.

2. Sibling

For this purpose, sibling refers to brother or sister, half brother or sister, adopted brother or sister, step brother or sister, foster brother or sister, or the child of the parent's/ carer's partner living at the same address. In all cases the sibling must be living at the same address and must still attend the school at the time of admission of the child for whom the application is being made.

3. School staff children

Children of members of staff, both teaching and non-teaching, full or part-time, who have been employed at the school for two or more years at the time at which the application for admission is made, or who are recruited to fill a vacant post for which there is a demonstrable skill shortage.

4. Distance

This is measured from the child's permanent address to the main gate of the school in Woodhouse Road:

- Distance is measured using a straight line (using the Local Land and Property Gazetteer).
- All distances will be measured in miles using a computerised mapping system called Routefinder GIS.
- If more than one applicant lives in multi-occupancy building (for example, flats) priority will be given to the applicant whose door number is the lowest numerically and/or alphabetically.
- Where two or more applicants (who are not from multiple births) are found to live exactly the same distance from the school, a lottery tie-break draw will take place with the assistance of a third impartial party.
- If parents are separated and have equal custody then they must select one parents address to be used for the application. Parents will need to arrange between themselves who will be making the application.

Note: All distances will be measured using this system, which is the only one that will be used in the allocation of school places by Waltham Forest Admissions Service.

Appeals against non-admission

The Governors of the school are the admissions authority. If you are unsuccessful in securing a place at the school, the decision would have been made by the Local Authority.

All appeals will be coordinated by the school. Where the Governing Body is unable to offer a place because the school is oversubscribed, parents have the right of appeal to an independent appeal panel. Parents should notify the school as soon as possible after receiving the letter refusing a place, if they want to appeal. Parents will have the opportunity to submit their case to the panel in writing and also to attend in order to present their case. Your appeal will normally be heard within 40 school days of your appeal being lodged.

Waiting lists

Waiting lists will finish on 31 December for Reception admission. Parents after this date will have to complete an iCAF application.

The waiting list will be prioritised according to the school's oversubscription criteria set out above.

Should a vulnerable child meeting these protocols require a place at the school, they will take precedent over any child on the waiting list.

In-Year admissions

Any applications for a school made outside the normal year of entry must be made directly to Waltham Forest's School Admissions Service who will offer places on behalf of the Governing Body. The school is committed to Waltham Forest's In-Year Fair Access Protocols.

why ECS is the most suitable school for the child and that the medical or social grounds are such that they cannot be met sufficiently at another school.

- Children living closest to ECS. Distance is measured from the child's permanent address to the main gate of the school.
 - Distance is measured using a straight line (using the Local Land and Property Gazetteer).
 - All distances will be measured in miles using a computerised mapping system called Routefinder GIS.
 - All distances will be measured using this system, which is the only one that will be used in the allocation of school places by Waltham Forest Admissions Service.

Additional information

You will need to complete the school's supplementary information form which is available from the school or from the School Admissions Service. The completed form should be returned directly to the school office by 23 January 2025.

A child with a statement or Education, Health and Care Plan which names Emmanuel Community School will be admitted and will count towards the admission number of 30.

Where there are more applications satisfying any category 1 to 5, places will be offered in order of proximity to Emmanuel Community School at the date of application. Those living closer will be given higher priority.

The full admissions policy can be viewed at

<https://www.emmanuelcommunityschool.co.uk/admissions/>

EMMANUEL COMMUNITY SCHOOL (FREE SCHOOL)

The school will offer 30 Reception places.

As a non-selective Christian school Emmanuel Community School (ECS) is open to members of other faiths or no faith. In the event of oversubscription, no more than 50% of places will be offered based on Christian faith as set out in the oversubscription criteria 3 and 4 below.

- Looked after children and previously looked after children:
 - A looked after child is a child in the care of the local authority or provided with accommodation by the local authority (as defined in Section 22 of the Children Act 1989) at the time of application.
 - Previously looked after children are children who were looked after but ceased to be so because they were adopted (or became subject to a residence order or special guardianship order).
 - Any remaining places will be offered to applicants in the following order.
- Children who have a sibling on roll at ECS at the time of admission;
- Dedicated children from families who have worshipped regularly at Emmanuel Community Church International and are recorded partners of that church.
- Dedicated children from families who have worshipped regularly at any church affiliated to Churches Together in Britain and Ireland or the Evangelical Alliance or other recognised grouping of Christian denominations and are recorded members of that church.
- Children with an exceptional medical or social need, to be accompanied by supporting submissions from the applicant's GP and / or consultant, social worker or education welfare officer, setting out the particular reasons

OUR LADY AND ST. GEORGE'S CATHOLIC PRIMARY SCHOOL

- You will need to make your application either online or on the **Common Application Form** co-ordinated by the London Borough of Waltham Forest by 15 January 2025.
- Applications for Our Lady and St George's Catholic Primary and Nursery School will also need to be supported by a **Supplementary Information Form (SIF)** which can be downloaded from the school website or collected from the Office. The following documents are required by the Governing Body to be submitted with the Supplementary Information Form (SIF)
 - A copy of the Birth Certificate
 - A copy of the Baptismal Certificate (If applicable)
 - Proof of residence – all the documents listed below are required as follows:-
 - A recent original Council Tax bill
 - Child benefit statement
 - An original utility bill for the last quarter or current driving licence or original recent bank or building society statement
- Any additional information, which is relevant to your application, should be submitted with your form.
- Please notify the school of any change of circumstance or address, which may affect your application.
- The Governors reserve the right to request any additional information, which they deem necessary to any application.
- The parents of those children whom the Admissions Committee have agreed to admit to the school will be informed on 16 April and shall be required to confirm acceptance or otherwise of the offer by 30 April 2025.

Admission policy for academic year 2025/2026

Where there are more applications for places than the number of places available, places will be offered according to the following order of priority.

Catholic looked after and previously looked after children.

Catholic children who are resident in the parishes of Our Lady and St George, Walthamstow and Christ the King, Chingford.

Other Catholic children.

Other looked after and previously looked after children.

Catechumens and members of an Eastern Christian Church.

Children of other Christian denominations whose membership is evidenced by a minister of religion.

Children of other faiths whose membership is evidenced by a religious leader.

Any other children.

Within each of the categories listed above, the following provisions will be applied in the following order.

- i) Where evidence is provided at the time of application of an exceptional social, medical or pastoral need of the child which can most appropriately be met at this school, the application will be placed at the top of the category in which the application is made.
- ii) The attendance of a brother or sister at the school at the time of enrolment will increase the priority of an application within each category so that the application will be placed at the top of the category in which the application is made after children in (i) above.

Please see the school website www.olsg.waltham.sch.uk for Definition of Terms and Related Arrangements.

ST JOSEPH'S FEDERATION - CATHOLIC INFANTS, JUNIORS AND NURSERY

St Joseph's Federation in Leyton, provides the perfect environment for every child to grow and flourish. Everyone is welcome at St Joseph's, and we are proud of our inclusive schools and thriving community, welcoming families from all religious and non-religious backgrounds. We provide an excellent level of education for children from age 2 to 11 years old.

Collectively, our schools provide a warm, welcoming, and safe environment, based on a Catholic ethos, where every child is nurtured to achieve their full potential. Consistency, excellent provision and inspirational learning are the key to our success and our strengths include excellent pupil behaviour, high academic achievement and kindness towards others.

Complete with our very own nursery for 2 to 4 year olds, our passion is developing independent, curious, and inspirational learners. Our schools focus on pupil wellbeing and offer an extensive, play based outdoor learning environment to support our youngest learners in Nursery and Key Stage 1, and also make excellent use of the adjacent park through taking part in Forest School activities. Key Stage 2 benefit from an outdoor gym and school based allotment and tailored curriculum to meet pupils needs.

St Joseph's pursuit for high academic achievement is evident in our 95% pass rate in phonics in 2023, placing us in the top 5% of the country. Our most recent excellent Key Stage 2 results, also place us above Waltham Forest and national percentages for the number of pupils achieving the expected standard in reading, writing and maths.

Alongside our strong academic achievements, St Joseph's offers a wide range of clubs in sport, as well as drama, ballet, contemporary dance, choir, cooking, music, maths, Lego, art and Eco sustainability. Our children regularly take part in a variety of trips and excursions, such as performing at the O2 Arena to support their learning in school and promote their wider development.

With a dedicated team of staff, governors and supportive parents, our aim is for our children to grow, achieve and succeed in primary school and beyond. At St Joseph's we are exceptionally proud of our schools and children. We warmly invite you to come and visit our schools to meet the Headteacher and see our wonderful schools in action.

To arrange a visit please contact the schools on:

Infant School - 020 8539 3000

Junior School - 020 8539 5971

Please visit our school website for our Admissions Policy and Application Forms: www.stjosephsinfantleyton.co.uk

You will also be required to complete an application with the Local Authority and details on how to apply are on the Local Authority website.

Admissions oversubscription criteria

The school will offer 45 places. Where fewer applicants than the places available are received, offers will be made to all those who have applied. Where more applications are received than there are places available, places will be allocated in the following order of priority:

Infant School

1. Looked after, and previously looked after children: within this category, applicants will be prioritised according to criteria 2, 3 and 4.
2. Baptised Catholic: Catechumens will be treated equally to those of baptised Catholic children.
3. The children of school staff.
4. Other Christian denominations.
5. All other children.

In addition:

6. Siblings will be given priority in all categories.
7. All applications will be ranked in order of distance within each category.
8. Criteria 5 may include the children of applicants who might have fallen into higher categories had applicants provided evidence of baptism, based on the above criteria and on the Local Authority guidance.
9. Where evidence is provided at the time of application of an exceptional social, medical or pastoral need of the child which can most appropriately be met at this school, the application will be placed at the top of the category in which the application is made (see note 10).

Junior School

1. Looked after, and previously looked after children: within this category, applicants will be prioritised according to criteria 2, 3 and 4.
2. Baptised Catholic: Catechumens will be treated equally to those of baptised Catholic children.
3. The children of school staff.
4. Other Christian denominations.
5. All other children.

In addition:

6. Siblings will be given priority in all categories.
7. Priority will be given in each category to children who attended St Joseph's Catholic Infant School.
8. All applications will be ranked in order of distance within each category.
9. Criteria 5 may include the children of applicants who might have fallen into higher categories had applicants provided evidence of baptism, based on the above criteria and on the local authority guidance.
10. Where evidence is provided at the time of application of an exceptional social, medical or pastoral need of the child which can most appropriately be met at this school, the application will be placed at the top of the category in which the application is made.

ST. MARY'S CATHOLIC PRIMARY SCHOOL

St Mary's is a voluntary aided Catholic, one form entry, school in the Diocese of Brentwood.

At St Mary's we aim to provide a framework within which our children can hear and respond to the Gospel of Our Lord, Jesus Christ. Gospel values are reflected in the daily life of the school in all we do and say. We encourage our children to develop a relationship with God, to live and respond to the needs of others and to come to an understanding of the uniqueness of themselves.

The school is conducted by its governing body as part of the Catholic Church in accordance with its trust deed and instrument of government, and seeks at all times to be a witness to Jesus Christ.

The governors as a corporate body have sole responsibility for admissions to St Mary's Catholic Primary School and will admit 30 children to the Reception class.

The school has pupils of both genders from four to eleven years. The primary aim and purpose of the school is to support Catholic parents in the academic, spiritual and moral education of their children. The Governing Body therefore gives priority to baptised Catholic children of parents whose application is supported by a Certificate of Catholic Practice (CCP). This does not, however, prevent parents who are not of the Catholic faith applying for their children to be admitted to the school.

Applicants wishing to be considered under any of the faith based priority which relate to baptised Catholic children must also submit, documentary evidence of baptism and a completed CCP. The school will require sight of the child's original baptismal certificate by the application deadline.

It is the responsibility of parent(s)/carer(s) to ensure that the original CCP and baptismal certificate is returned to the school by the application deadline of 15 January 2025.

Parish Boundaries

The Waltham Forest Deanery boundary map for the Parish of Our Lady of Grace & St Teresa of Avila can be found on St Mary's School website under Admissions or on the Diocese of Brentwood website.

Oversubscription criteria

In the event that the school receives applications for the admission of more children than there are places available, the Governing Body will allocate places in the following order of priority:

1. Baptised Catholic looked after and previously looked after children.
2. Baptised Catholic Children whose application is supported by a CCP living in the Parish of Our Lady of Grace and St Teresa of Avila with a Sibling at the School.
3. Baptised Catholic Children whose application is supported by a CCP living in the Parish of Christ The King with a Sibling at the School.
4. Baptised Catholic Children whose application is supported by a CCP with a Parent who is a permanent employee of the School.
5. Other Baptised Catholic Children whose application is supported by a CCP living in the Parish of Our Lady of Grace and St Teresa of Avila.
6. Other Baptised Catholic Children whose application is supported by a CCP in the Parish of Christ The King.
7. Baptised Catholic Children whose application is supported by a CCP living in Other Parishes of Catholic Churches with a Sibling at the School.
8. Other Baptised Catholic Children whose application is supported by a CCP living in Other Parishes of Catholic Churches.
9. Other Baptised Catholic Children.
10. Other looked after and previously looked after children.
11. All Other Children.

Note:

Looked after children / previously looked after children are children who are in the care of a local authority as defined by Section 22 of the Children Act 1989.

Siblings

The term "sibling" includes a full brother or sister, half brother or sister, adoptive brother or sister, foster brother or sister, or step-brother or sister, as well as a child of the partner of the applicant child's parent where they live together, and in all cases the sibling must live at the home address of the applicant child and is being brought up with the applicant child as their sibling.

Child's home address

The address at which the child is living will be taken to be the address that the child lives at for 51% or more of his or her time from Monday to Friday during term time. It will usually be the address at which child benefit is claimed or, if ineligible, the address at which the child is registered with their GP. The Governing Body reserves the right to request supporting documentary evidence of the child's home address if an issue arises in this respect.

Waiting list

Once places have been allocated in the normal admission round, the school will operate a waiting list until 31 December. The children on the waiting list will be ranked strictly in accordance with the order of priority outlined above, and not in order of the date that their name was added to the waiting list. This means that a child's place on the waiting list may go down as more children are added to the list.

Thereafter, if a place becomes available adverts will be placed on the school website and in parish newsletters.

Distance

Distance is measured in miles from the child's home address to the main gate of the school using a straight line from the address to the main gate of the school. Wherever possible such measurements are supplied by the London Borough of Waltham Forest.

If more than one applicant lives in a multi-occupancy building (for example, flats) priority will be given to the applicant whose door number is the lowest numerically and/or alphabetically.

Where two or more applicants (who are not from multiple births) are found to live exactly the same distance from the school, a lottery tie-break draw will take place with the assistance of a third impartial party.

Full details regarding admissions can be found in the school's admissions policy available on the school's website at www.stmaryschingford.com or directly from the school office.

ST. MARY'S CHURCH OF ENGLAND PRIMARY SCHOOL

St Mary's Church of England Primary School is an Outstanding school where children excel. We are an inclusive school that welcomes all children. Our vision means that by the time our children leave at eleven, they will be confident, independent learners, with enquiring minds, have a lifelong love of learning and a thoughtful and considerate approach to life.

St. Mary's School aims to give a thorough academic education in the context of the Christian Faith while welcoming and celebrating other faiths. Education within our Anglican School is a partnership between Church, School and Home and, as such, parents/carers are asked to set an example to their children by supporting the Parish and the school where possible to reflect the Christian Ethos and Values – which are applicable across other faiths and for those with no faith.

The Governors intend to admit 90 pupils to the Reception class during each academic year. It is not possible to "reserve" places and parents/guardians who wish to apply for a place at the school for their child should complete the application form between 1 September 2024 and 15 January 2025 in the school year before the child is due to be admitted. Applications outside these times will be considered as casual applications. Should the number of applications received exceed the number of places available, the Governors will apply the following criteria in order of priority. Once a child has been admitted we invite parents and families to be actively involved in school life supporting their own child and, through that, strengthening and enriching our local community.

In the event that the school receives more applications than the number of places it has available, places will be given to those children who meet any of the criteria set out below, in order until all places are filled.

1. Children in Public Care who are looked after children and previously looked after children (see note 1).
2. Children recorded in the Child Protection Register or who are 'at risk' as advised by the Local Authority's Child Protection Officer.
3. Children who are siblings will be accepted if their sibling is on roll at the School at the time of admission. Children of parents who are active members of the Churches of St. Mary's, St. Stephen, St. Luke or St. Gabriel, Walthamstow (known as "The Parish of Walthamstow"), or who are resident in the Parish of Walthamstow and are actively involved in the work and worship of other Christian Churches within that ecclesiastical Parish boundary (see Note 2 and 3).
4. Children of parents who are staff of The C of E Federated Schools of St Mary's & St Saviour's in the following circumstances: a) where the member of staff has been employed at the schools for two or more years at the time at which the application for admissions to the school is made, and/or b) the member of staff is/has recruited to fill a vacant post for which there is a demonstrable skill shortage.

5. Children of parents and carers resident in the Parish of Walthamstow, or within the neighbouring parishes, who are actively involved in the work and worship of other Christian Churches within those Parishes (see note 2).
6. Children of Parents resident in the Parish of Walthamstow who wish to send their children to a school with a Christian ethos.
7. Children of Parents resident outside of the Parish of Walthamstow who wish to send their children to a school with a Christian ethos (see note 5).

Notes

Note 1: Under the Children Act 1989, a child is looked after by a local authority if he or she is in their care or is provided with accommodation for more than 24 hours by the authority. They fall into 4 main groups:

- (i) children who are accompanied under a voluntary agreement with their parents (section 20)
- (ii) children who are subject to a care order (section 21) or interim care order (section 38)
- (iii) children who are the subject of emergency orders for their protection (section 44 and 46)
- (iv) children who are compulsorily accommodated. This includes children remanded to the local authority or subject to a criminal justice supervision order with a residence requirement (section 21).

The term 'looked after children' therefore includes: children in children's homes, foster care, unaccompanied minors, and other emergency provisions. For 'looked after children', late applications or mid term transfer requests will receive the highest priority, second only to a Statement of Educational Need for vacant places at St. Mary's. Where the request is for a place where a sibling attends, including the foster carer's own children and other unrelated children resident in the same foster home, the School will consider the request even in cases where admission would result in the School exceeding the published admissions limit, in order to accommodate the child.

Note 2: Applications for places from children with a Statement of Educational Needs will be considered under category 1 above (i.e. prioritised along with 'looked after children' above all other admissions categories).

Note 3: In categories 3 and 5 "active members" means that at least one parent attends the Church for public worship a minimum of twice a month. **A Supplementary Information Form (SIF) must be submitted directly to the school, in addition to the Local Authority process. This is available via the school office or the school website.**

Note 4: A map showing the boundaries of the Church of England Parish of Walthamstow is available from the school office. Under the co-ordinated admissions scheme, the admissions committee requires THREE official documents showing proof of parents' or guardians' residence at the address shown on the application form. These must be:

1. The most recent Council Tax bill or tenancy agreement. **and**
2. Your most recent Child Benefit/Child Tax Credit letter showing your child's name and your address. **and**
3. The most recent utility bill for the address showing your name (this must be one for Gas, electricity or Water, no other bill will be acceptable).

Note 5: Where the offer of places to all applicants in any sub category listed above would lead to over subscription, the places will be offered to those living closest to the school. Distance measured in a straight line and sourced from the Local Authority.

Additional information

If you wish to have your involvement in the work and worship considered by the Governors then you must take the school's Admission Form for Entry (SIF) to your Clerical Referee and ask them to write you a reference on pages three and four. Admission Forms for Entry (SIF) are available from the school office and on our website www.stmaryscofe.org in School Information/Admissions. Completed forms must be returned to the school office.

Please submit two official documents showing proof of the parent's or guardian's residence at the address on the Admission Form for Entry (SIF). One of these must be a Council Tax document and the other may be a gas or electricity bill, bank or building society letter or similar.

It is your responsibility to return the SIF to the school office by 5.00pm on 15 January 2025.

In-Year admissions

Any applications for the school made outside the normal year of entry must be made directly to school. For more information please visit our website.

ST PATRICK'S CATHOLIC PRIMARY SCHOOL

St Patrick's Catholic Primary School was founded by the Catholic Church to provide education for children of Catholic families. The school is conducted by its governing body as part of the Catholic Church in accordance with its trust deed and instrument of government, and seeks at all times to be a witness to Jesus Christ.

It aims to give a thorough education in the context of the Catholic Faith of the family as it is believed and lived at home and at Church where the family worship each Sunday. Catholic education looks to the growth of the child, intellectually, socially, culturally, morally and spiritually, thus necessitating a very close bond between Church, School and Home.

Whenever there are more applications than places available, priority will always be given to Catholic applicants in accordance with the oversubscription criteria listed below. All applicants are required to declare their positive support for the aims and ethos of the school.

The governing body has sole responsibility for admissions to this school and intends to admit 60 pupils into the Reception Year. They invite applications for admission from those who desire for their children a Catholic Education. Intakes of 30 children for each reception class will be admitted in September.

The governing body may increase the priority of an application within a category where evidence is provided **at the time of application** of exceptional social, medical, pastoral or other need of the child which can be most appropriately be met at this school.

Oversubscription criteria

Where there are more applications for places than the number of places available, places will be offered according to the following order of priority.

The attendance of a brother or sister at St Patrick's at the time of enrolment will increase the priority of an application **within each category**.

1. Looked after and previously looked after children from Catholic families.
2. Other looked after and previously looked after children. Baptised Catholic children from Catholic families who are

resident in the parish of Our Lady of the Rosary and St Patrick, Walthamstow and Christ the King, Chingford.

3. Catholic children who are resident in the parishes of St Joseph's, Leyton and Our Lady and St George, Walthamstow for whom St Patrick's Catholic Primary School is the nearest Catholic school.
4. Other baptised Catholic children.
5. Catechumens and members of an Eastern Christian Church.
6. Christians of other denominations whose parents are in sympathy with the aims and ethos of the school and whose application is supported by a minister of religion.
7. Children of other faiths whose parents are in sympathy with the aims and ethos of the school and whose application is supported by a religious leader.
8. Any other applicants.

In the event of over subscription in any category, the following criteria in the order given below will be used to determine priority.

- a) Those children who have brother(s) or sister(s) in the School in any but the final year.
- b) Children of teaching staff who:
 - have been employed at the school for two or more years at the time of application for the school place or
 - the member of staff is recruited to fill a vacant post for which there is a demonstrable skill shortage.

Tie break

Where the offer of places to all the applicants in any of the sub-categories listed above would still lead to over subscription, the places up to the admission number will be offered to those living nearest to the school.

Application procedures and timetable

If you want to apply for a place in the Reception class at St Patrick's Catholic Primary School in the school year 2025/2026, you must complete an application for the Local Education Authority. This is done via their eAdmissions website www.walthamforest.gov.uk/content/applying-primary-school-place by the closing date.

You must also complete the school application form obtainable from the School Office or the school website www.st-patricks.waltham.sch.uk/admissions.html. Please then return the school form to the school office by the closing date. Parents will be notified of the outcome of their application by the Borough. **Applications need to be returned with birth certificate and proof of residency. Proof of residence may be 1) the most recent Council Tax bill or tenancy agreement AND 2) the most recent Child Benefit/Child Tax Credit letter showing your child's name and your address.**

Outstanding lists

In addition to their right of appeal, unsuccessful candidates will be offered the opportunity to be placed on a waiting list. This waiting list will be maintained in order of the oversubscription criteria set out above and not in the order in which applications are received or added to the list. Names are normally removed from the list after twelve months.

Pupils with Special Educational Needs or an Education Health and Care plan.

The admission of pupils with an Education Health and Care plan is dealt with by a completely separate procedure.

This procedure is integral to the making and maintaining statements and EHC plans by the pupil's home Local Education Authority. Details of this separate procedure is set out in the Special Educational Needs Code of Practice.

In-Year Applications

An application can be made for a place for a child at any time outside the admission round and the child will be admitted where there are available places. Application should be made to the school by contacting the School office.

Where there are places available but more applications than places, the published oversubscription criteria, as set out above, will be applied. If there are no places available, the child will be added to the waiting list (see above).

The applicants will be advised of the outcome of their application in writing and will have the right of appeal to an independent appeal panel.

Notes (these notes form part of the oversubscription criteria)

"Looked after child" has the same meaning as in section 22 of the Children Act 1989, and means any child in the care of a local authority or provided with accommodation by them (e.g. children with foster parents).

"Catholic" means a member of a Church in communion with the See of Rome. This includes the Eastern Catholic Churches. This will normally be evidenced by a certificate of baptism in a Catholic Church or a certificate of reception into the full communion of the Catholic Church.

"Catechumen" means a member of the catechumenate of a Catholic Church. This will normally be evidenced by a certificate of reception into the order of catechumens.

"Eastern Catholic Church" includes Orthodox Churches, and is normally evidenced by a certificate of baptism or reception from the authorities of that Church.

To demonstrate an exceptional social, medical or pastoral need of the child which can be most appropriately met at this school, the governing body will normally require written evidence from an appropriate professional, such as a social worker, doctor or priest. For the purposes of this policy, parish boundaries are as shown on the school's application form. Distances are calculated by the Local Education Authority's software.

If you are a practising Catholic, please ask your priest for a completed Certificate of Catholic Practice. Please then return the school form and Certificate of Catholic Practice to the school office by the closing date. Parents will be notified of the outcome of their application by the Borough.

The full admissions information can be found on the school website www.st-patricks.waltham.sch.uk/admission-information/

ST. SAVIOUR'S CHURCH OF ENGLAND SCHOOL

St Saviour's Church of England Primary School is an Outstanding inspirational school where children excel. We are an inclusive school that welcomes all children. We aim for our children to grow to become ethical individuals directed by our Christian values which results in them being moral-led ambitious learners. Our vision means that by the time our children leave at eleven, they will be confident, independent learners, with enquiring minds, have a lifelong love of learning and a thoughtful and considerate approach to life.

At St Saviour's we have great children, amazing teachers, fantastic resources, a beautiful building and spacious grounds

that house our chickens, cats and alpacas! We want to help everyone learn. We will always try our best to serve our local community.

As a church school, we have always sought to express our Christian ethos in practical ways that make a difference. This has included a wide range of courageous advocacy projects from our children where they have actively supported causes including climate change, sustainability, poverty and homelessness. We are proud of our children's efforts and their responsibility towards wider issues and this is something that we strongly encourage.

Before completing the Form Parents/Guardians are advised to read carefully the following notes.

St Saviour's School aims to give a thorough academic education in the context of the Christian Faith, while welcoming and celebrating other faiths. Education within a Voluntary Aided Anglican School is a partnership between Church, School and Home and, as such, parents/carers are asked to set an example to their children by supporting the Parish and the school where possible to reflect the Christian Ethos and Values – which are applicable across other faiths and for those with no faith.

The Governors intend to admit 60 pupils to the Reception class during each academic year. It is not possible to "reserve" places and parents/guardians who wish to apply for a place at the school for their child should complete the application form between 1 September 2024 and 5 January 2025 in the school year before the child is due to be admitted. Applications outside these times will be considered as casual applications.

Should the number of applications received exceed the number of places available, the Governors will apply the following criteria in order of priority.

All children whose education, health and care (EHC) plans name the school will be admitted before any other places are allocated.

If the school is not oversubscribed, all applicants will be offered a place.

In the event that the school receives more applications than the number of places it has available, places will be given to those children who meet any of the criteria set out below, in order until all places are filled

1. Children in Public Care who are Looked After Children and Previously Looked After Children (See note 1)
2. Children recorded in the Child Protection Register or who are 'at risk' as advised by the Local Authority's Child Protection Officer.
3. Children who have siblings who are on the roll of the school at the intended time of admission.
4. Children of parents who are active members of St. Saviour's in the Ecclesiastical Parish of Walthamstow*. (See Note 2 and 3)
5. Children of parents who are staff of The CofE Federated Schools of St Mary's & St Saviour's in the following circumstances:
 - a) Where the member of staff has been employed at the school for two or more years at the time at which the application for admissions to the school is made, and/or
 - b) the member of staff is/has recruited to fill a vacant post for which there is a demonstrable skill shortage
6. Children whose parents are active member of another Anglican Parish in the deanery of Waltham Forest or of non-Anglican communities in the Borough of Waltham Forest,

whose parent bodies are members of “Churches together in England” *. (See Note 2)

7. If any places remain available, then places will be awarded using defined guidelines published by the London Borough of Waltham Forest to establish distance from the home to the school. (See note 4)

Note 1: Under the Children Act 1989, a child is looked after by a local authority if he or she is in their care or is provided with accommodation for more than 24 hours by the authority. They fall into 4 main groups:

- (i) children who are accompanied under a voluntary agreement with their parents (section 20)
- (ii) children who are subject to a care order (section 21) or interim care order (section 38)
- (iii) children who are the subject of emergency orders for their protection (section 44 and 46)
- (iv) children who are compulsorily accommodated. This includes children remanded to the local authority or subject to a criminal justice supervision order with a residence requirement (section 21).

The term ‘looked after children’ therefore includes: children in children’s homes, foster care, unaccompanied minors, and other emergency provisions. For ‘looked after children’, late applications or mid-term transfer requests will receive the highest priority, second only to a Statement of Educational Need for vacant places at St Saviour’s. Where the request is for a place where a sibling attends, including the foster carer’s own children and other unrelated children resident in the same foster home, the School will consider the request even in cases where admission would result in the School exceeding the published admissions limit, in order to accommodate the child.

Note 2: In categories 4 and 6 “active members” means that at least one parent attends the Church for public worship a minimum of twice a month. A Supplementary Information Form (SIF) must be submitted directly to the school, in addition to the Local Authority process. This is available via the school office or the school website.

Note 3: In the event that during the period specified for attendance at worship the church **or, in relation to those of other faiths, relevant place of worship** has been closed for public worship and has not provided alternative premises for that worship, the requirements of these **admissions arrangements** in relation to attendance will only apply to the period when the church **or in relation to those of other faiths, relevant place of worship** or alternative premises have been available for public worship.

Note 4: Under the coordinated admissions scheme, the admissions committee requires THREE official documents showing proof of parents’ or guardians’ residence at the address shown on the application form. These must be:

1. the most recent Council Tax bill or tenancy agreement
and
2. your most recent Child Benefit/Child Tax Credit letter showing your child’s name and your address and
3. the most recent utility bill for the address showing your name (this must be one for Gas, electricity or Water, no other bill will be acceptable).

Note 5: Where the offer of places to all applicants in any sub category listed above would lead to over subscription, the places will be offered to those living closest to the school. Distance measured in a straight line from the school’s main entrance to the home’s front door and sourced from the Local

Authority. For admission purposes, the home address is where the child usually lives with their parent or carer. You must not give the address of a childminder or relative. When we make an offer, we assume your address will be the same in the following September but you must use your current address. If you move after the deadline in January 2025, you must tell the school and the Local Authority of your new address. In the case of a child whose parents do not live together but have joint custody, the “home” address will be considered the one where child benefit is registered to.

Definitions

Actively Involved is defined, in accordance with national Church of England guidance as being ‘at the heart of the church’. This means attending Sunday services at least twice a month or/and involved in weekday worship, with the exception of holidays and illness.

A **Christian Church** is defined as one which is part of a church in membership of, or holding observer status of, ‘Churches Together in England’ and/or has church membership of the ‘Evangelical Alliance’ and/or is a member of Affinity (formerly the British Evangelical Council).

Neighbouring Parishes: St. Peter-In-The-Forest, St John, St Michael and All Angels, St Mary’s, St Barnabas with St James the Greater, St Andrew (Higham Hill), Emmanuel (Leyton), All Saints (Leyton), St Catherine and St Paul (Leyton) known as ‘Cornerstone’. All churches mentioned are those in Walthamstow, unless stated differently.

A **sibling** is defined as a child living at the same address who is also: a full brother or sister related by blood or adoption, or half brother or sister related by blood or adoption, or step-sibling (for children in foster care please see Note 1 above).

The Parish of Walthamstow refers to the boundaries of the Church of England ecclesiastical parish, as defined by the Diocese of Chelmsford. A map outlining the boundaries may be obtained from the school office.

Unsuccessful applications and the outstanding application pool

In addition to their right of appeal, unsuccessful applicants will be offered the opportunity to be placed in an outstanding application pool. This outstanding application pool will be maintained in order of the over-subscription criteria set out above and not in the order which the applications are received or added to the pool.

The appeals procedure

St Saviour’s is a popular School and parents will appreciate that, owing to over-subscription, it may at times not be possible to offer a place to everyone who applies. The 1980 Education Act gives parents the right to appeal against decisions of the Governors regarding admissions. Parents wishing to do so should notify both of the following:

The Education Appeals Committee

Democratic Services, Town Hall, Forest Road, Walthamstow, LONDON E17 4JF.

Chair of Governors

St Saviour’s C of E Primary School, Verulam Avenue, Walthamstow, LONDON E17 8ER.

In-Year admissions

Any applications for the school made outside the normal year of entry must be made directly to school. For more information please visit our website.

Section 2

How we will process your application

Applications are processed using a system known as equal preference. This means that for each of your preferences we will use the admissions criteria to work out whether we can offer your child a place at any of your preferred schools:

- The Governors of academies, foundation, free and voluntary-aided schools rank the applications for their school. This means they let us know who to offer a place by listing all pupils who have applied in the order of their admissions criteria.
- Other local authorities let us know which Waltham Forest residents can be offered places in their schools.
- If more than one place can be offered to your child, we will offer the highest possible preference. This is why it is so important to list schools in the order you most prefer.

Application received



Criteria applied to each preference



Places are offered up to the published admission number at each school



Highest possible preference offered to each child

Sometimes we cannot offer any school listed on a child's application form. This is because the schools listed are oversubscribed. Other applicants were successful in meeting the admissions criteria. For example, other applicants lived closer to the school.

If this happens we will offer your child a place at the nearest school to your home address that has an available place (an alternative offer). This could mean that your child is offered a place at a school some distance from your home.



The result of your application

Date	What will happen?
16 April 2025	Online applicants will be sent an email with the outcome of their application. Please wait until you have received the email before logging on to the eAdmissions website.
16 April 2025	Offer letters will be sent by first class post to applicants making a paper application.
17 April 2025	Offer letters should be received by applicants making a paper application but because of variations in Royal Mail delivery we cannot guarantee this.

Please note:

Please note that we do not give out any offer information over the telephone.

Accepting the offer

You will need to confirm whether you want to accept the offer or not by 30 April 2025.

If you applied online you should respond within 14 days. There are 2 ways to do this:

1. Use the reply button in the email that you will receive during the evening. It will take you to the eAdmissions website, log in and respond.
2. Return to eadmissions.org.uk, log in and select view outcome and respond.

If you have received an offer letter, please complete the reply slip and send it back to the School Admissions Service.

If you have not been offered your preferred school, you are strongly advised to accept the school place you have been offered to ensure that your child has a school place for September 2025. Accepting the place offered will not affect your chances of being offered a place at a school you prefer more, either through the waiting list or through the appeal process.

Please note:

Failure to respond may result in losing the school place offered.

Declining the offer

If you do not want the place offered you can decline it online (if you applied online) or by filling in the reply slip on your offer letter. You are legally responsible for ensuring that your child receives full-time education from the term following their fifth birthday, so you must tell us what alternative arrangements you have made for their education e.g. home education. To ensure your child has a school place for September 2025, you are advised to accept the offer and then contact admissions to discuss your options.

Alternative offers

If we are unable to offer you any of your preferred schools we will allocate a place at the school nearest to your home that has an available place. If you wish to *decline* the alternative offer please refer to the 'How places were allocated breakdown'. This breakdown will list those schools in Waltham Forest with available places. Should you then decide another school with places would better meet your child's needs, you must contact the School Admissions Service at admissions@walthamforest.gov.uk for your child's alternative offer school to be changed. This must be done as soon as possible as the number of places available can change at any time and we cannot guarantee a place at a particular school.

Waiting lists

Your child's name will automatically be added to the waiting lists for any higher ranked Waltham Forest schools that we were unable to offer.

- If you want to accept the offered school and do not wish to be placed on the higher preference waiting lists, please let us know in writing.
- If you wish to amend your preferred school(s), you must complete a change of preference form.
- Waiting lists for Waltham Forest schools are ordered in accordance with the admission criteria for each school.
- Places are allocated to children from the top of the waiting list as vacancies arise.
- Waiting list positions can change at any time depending on other applicants' circumstances and it is important to note that your child's position may go down as well as up if other applicants join the waiting list.
- The date of your application does not affect your waiting list position once it has been processed.
- Being on a waiting list is not a guarantee of a place at the school.

If you want to be placed on the waiting list for any lower preference schools, please contact the School Admissions Service at admissions@walthamforest.gov.uk

If you are offered a place from the waiting list, you will need to confirm whether you want to accept the place. This place will only be held for seven days. After seven days your offer will revert back to the original school you accepted and the higher offer will be withdrawn.

For Waltham Forest schools waiting lists close on 31 December 2025. If you then want to rejoin the waiting list for any school you will need to re-apply by completing an iCAF, available on www.walthamforest.gov.uk, listing your new school preferences. These waiting lists will then remain open until the end of June.

Your child will not remain on the waiting list after 31 December until a completed iCAF is received.

Please note:

If you want to be added to the waiting list for any preference school that is not in Waltham Forest you will need to contact the local authority where that school is located and ask for their procedure to be placed on the waiting list.

School admission appeals

If your child is not offered a place at one of the schools you listed on your application form you can appeal against this decision to an independent appeal panel. You will be given details of how to make an appeal with your offer.

The deadline for receipt of appeals is **16 May 2025** in order for appeals to be heard in June/July. If you submit your appeal after this deadline, it will be heard within 40 school days.

Appeals are heard by panels of people who have not taken part in deciding how places were offered on to National Offer Day. The clerk to the independent appeal panel will write to you with details of your appeal date. You will be invited to present your case in person and you will be allowed to bring a friend or representative to help you, if you wish. For further guidance regarding appeals please visit www.gov.uk/schools-admissions/appealing-a-schools-decision.

If you would like your case to also be considered under the medical/social 'criteria' and discussed by the relevant medical/social panel you need to request this in writing separately from the appeal. Any medical/social cases which are part of the appeal will not automatically go to the medical/social panel unless expressly asked by the parents.

We can normally only consider one appeal for each school within the same school year. In exceptional circumstances you may be able to appeal for the same school more than once, but there would have to be changes to your personal circumstances for this to be allowed.

If you are appealing for an academy, foundation, free or voluntary-aided school or a school in another local authority, you must check the closing date with that school or local authority, as they might be different. Details of how to appeal and an appeal form should be available on the school and/or local authority website. Your appeal must be sent directly to the school or local authority concerned.

Where possible, appeals for late applicants will be included with those being heard for the same admission round.

If you are unhappy with the outcome of your appeal you can seek independent legal advice, or complain to the Local Government Ombudsman.

Please note:

This appeals process is the only recourse for a parent and any lobbying of Councillors or MPs will not influence the school offer in advance of an appeal.

Section 3

Schools in Waltham Forest

School details	Headteacher	Status	PAN	Breakfast Club starts	Tea time Club ends
Ainslie Wood Primary School Ainslie Wood Road, E4 9DD 020 8523 7913 www.ainsliewood.co.uk	Ms Kerry Scott	Community	60	07:30	18:00
Barclay Primary School Canterbury Road, E10 6EJ (Site 1) Hoe Street, E17 9AA (Site 2) 020 8539 6777 www.barclayprimary.net	Mr Justin James (Executive Headteacher)	Academy	180	07:30	18:00
Barn Croft Primary School Brunel Road, E17 8SB 020 8521 1145 www.barncroftprimaryschool.org	Ms Tracey Griffiths	Community	30	07:30	18:00
Buxton School Cann Hall Road, E11 3NN 020 8534 3425 www.buxtonschool.org.uk	Mrs Jackie Bowers- Broadbent Executive Head Teacher	Trust	60	07:30	18:00
Chapel End Infant School and Early Years Centre Beresford Road, E17 4LN 020 8527 1388 www.chapelendinfants.com	Ms Janice Chaplin	Community	90	07:45	17:55
Chase Lane Primary School York Road, E4 8LA 020 8529 6827 www.chaselanepprimary.waltham.sch.uk	Mr Colin Jeffery	Community	90	07:45	18:00
Chingford Church of England Primary School Kings Road, E4 7EY 020 8529 7601 www.chingfordcofe.org.uk	Ms Lindsey Lampard	Voluntary Controlled	60	07:50	17:45
Coppermill Primary School Edward Road, E17 6PB 020 8520 6267 www.coppermillprimary.school	Ms Figen Bektaşoğlu	Community	30	07:45	18:00
Davies Lane Primary School Davies Lane, E11 3DR 020 8539 2466 www.davieslane.co.uk	Ms Jacalyn Cheeseman (Head of School)	Academy	120	07:45	18:00
Dawlish Primary School Jesse Road, E10 6NN 020 8558 1566 www.dawlishprimary.co.uk	Ms Lauren Claxton (Head of School)	Community	30	N/A	N/A
Downsell Primary School 134-136 Downsell Rd, E15 2BS 020 8556 0103 www.downsellprimary.org	Mr Deena Chetty	Community	60	07:30	18:00
Edinburgh Primary School 97 Queens Road, Walthamstow, E17 8QR 020 8509 6180 www.edinburgh.waltham.sch.uk	Ms Faye Rider	Community	60	07:30	18:00
Emmanuel Community School The Drive, Walthamstow, E17 3BN 020 8520 0775 www.emmanuelcommunityschool.co.uk	Mr Simon Reeves	Free	30	08:00	18:00

School details	Headteacher	Status	PAN	Breakfast Club starts	Tea time Club ends
George Mitchell School Primary Site, Byron Road, Leyton, London, E10 5DT 020 8539 6198 www.georgemitchellschool.co.uk	Ms Benita Simmons	Academy	60	07:30	18:30
George Tomlinson Primary School Harrington Road, E11 4QN 020 8539 3577 www.georgetomlinsonprimary.com	Ms Nicola Wilson	Community	90	07:45	18:00
Greenleaf Primary School Greenleaf Road, E17 6QW 020 8520 7963 www.greenleafschool.org.uk	Mrs Sohana Qureshi	Community	60	08:00	18:00
Gwyn Jones Primary School Hainault Road, E11 1EU 020 8556 7904 www.gwynjonesschool.co.uk	Mrs Sian Boutalbi	Community	60	07:45	18:00
Handsworth Primary School Handsworth Avenue, E4 9PJ 020 8527 5991 www.handsworthprimary.org.uk	Mrs Claire Nairne	Community	60	07:30	18:00
Henry Maynard Primary School and Nursery Maynard Road, E17 9JE 020 8520 3042 www.henrymaynardprimary.co.uk	Ms Roxanna Kabra	Community	120	07:45	17:55
Hillyfield Primary Academy Hillyfield on the Hill (Site 1) Higham Hill Road, E17 6ED 020 8527 7934 Hillyfield at the Park (Site 2) Aveling Park Road, E17 4NR 020 8498 4920 www.hillyfieldacademy.com	Mr Roddy Fairclough	Academy	180	08:00	17:45
The Jenny Hammond Primary School Elsham Road E11 3JH 020 8519 3977 www.jennyhammond.waltham.sch.uk	Mrs Deborah Gibbon	Community	60	08:00	17:30
Lime Academy Larkswood New Road, E4 8ET 020 8529 4979 www.limeacademylarkswood.org	Interim Co Heads: Ms Nancy Dibley, Ms Ellie Metcalf	Academy	90	07:30	17:30
Longshaw Primary Academy Longshaw Road, E4 6LH 020 8529 5693 www.longshawprimaryacademy.org.uk	Mrs Jane Woods	Academy	30	07:45	17:30
Mayville Primary School Lincoln Street, E11 4PZ 020 8539 5907 www.mayville.waltham.sch.uk	Ms Sharon Parson	Academy	30	07:30	18:00
Mission Grove Primary School Buxton Road, E17 7EJ (North – Site 1) Edinburgh Road, E17 7QB (South – Site 2) 020 8520 3487 www.missiongroveschool.co.uk	Miss Katie Jennings	Community	120	07:30	18:00
Newport School Newport Road, E10 6PJ 020 8539 4552 www.newport.waltham.sch.uk	Ms Prue Barnes-Kemp (Chief Executive Officer) Ms Ashley Perridge (Head of School)	Community	120	07:30	18:00
Oakhill Primary School Alders Avenue, IG8 9PY 020 8527 3309 www.oakhillschool.org.uk	Ms Prue Barnes-Kemp (Chief Executive Officer) Ms Liz Brandon (Head of School)	Community	30	n/a	n/a

School details	Headteacher	Status	PAN	Breakfast Club starts	Tea time Club ends
Our Lady and St. George's Catholic Primary School Upper Site - Shernhall Street, E17 3EA Lower Site - Shernhall Street, E17 9HU 020 8520 8500 www.olsg.waltham.sch.uk	Ms Rosie McGlynn	Voluntary Aided	45	07:30	18:00
Parkside Primary School Wellington Avenue, E4 6RE 020 8559 4278 www.parksideprimaryschool.org	Mrs Lisa Cousins-Keuning	Community	90	07:45	18:00
Riverley Primary School Park Road, E10 7BZ 020 8539 4535 www.riverley-gst.org	Ms Sabrina Reilly	Academy	60	07:30	17:30
Roger Ascham Primary School Wigton Road, E17 5HU 020 8527 3157 www.rapsch.co.uk	Mr Matt Hanks	Academy	60	07:50	18:00
Salisbury Manor Primary School Burnside Avenue, E4 8YJ 020 8527 7433 www.salisburymanorprimary.org.uk	Ms Emily Curtis	Academy	60	08:00	18:00
Selwyn Primary School Selwyn Avenue, E4 9NE 020 8527 3814 www.selwynprimarywaltham.co.uk	Mr Patrick Mbanga (Head of School) Mr Jason Cook (Executive Principal)	Academy	90	07:30	18:30
South Grove Primary School Ringwood Road, E17 8PW 020 8521 6000 www.southgrove.waltham.sch.uk	Ms Julie Maltwood	Community	60	07:30	17:55
St Joseph's Catholic Infant School Marsh Lane, E10 7BL 020 8539 3000 www.stjosephsinfantleyton.co.uk	Mrs Merryl D'Souza	Voluntary aided	45	07:45	18:15*
St Mary's Catholic Primary School Station Road, E4 7BJ 020 8529 4723 www.stmaryschingford.com	Ms Philomena Egan	Voluntary aided	30	n/a	n/a
St Mary's CofE Primary School Brooke Road, E17 9HJ 020 8521 1066 www.stmaryscofe.org	Mr James Pawley	Academy	90	07:30	18:30
Stoneydown Park Primary School Pretoria Avenue, E17 6JY 020 8520 7026 www.stoneydownpark.org.uk	Mr Adam Bennett	Community	90	08:00	18:00
St Patrick's Catholic Primary School Longfield Avenue, E17 7DP 020 8509 4321 www.st-patricks.waltham.sch.uk	Mr Ruslan Protsiv	Voluntary aided	60	08:00	18:00
St Saviour's Church of England Primary School Verulam Avenue, E17 8ER 020 8520 0612 www.stsaviourscofe.org	Miss Emma Cherry	Academy	60	08:00	18:00
Sybourn Primary School Sybourn Street, E17 8HA 020 8539 4110 www.sybournprimary.net	Andrew Bocchi (Executive Head of School) Janette Boukadida (Head of School)	Academy	90	07:30 (Sybourn Street site) 07:45 (Perth Road site)	18:00

* St Joseph's Infants teatime club uses the facility run by the St Joseph's Junior School.

School details	Headteacher	Status	PAN	Breakfast Club starts	Tea time Club ends
Thomas Gamuel Primary School Colchester Road, E17 8LG 020 8520 7031 www.thomasgamuel.net	Andrew Bocchi (Executive Head of School) Paul Acheson (Acting Head of School)	Academy	60	07:30	18:00
Thorpe Hall Primary School 123 Hale End Road, E17 4DP 020 8527 4062 www.thorpehallprimary.com	Ms Prue Barnes-Kemp (Chief Executive Officer) Susan Biggar (Head of School)	Community	60	07:45	17:45
Walthamstow Primary Academy Billet Road, Walthamstow, E17 5DP 020 3475 3490 www.walthamstowprimaryacademy.org.uk	Mr James Hucknall	Free	30	07:30	17:00
Whitehall Primary School Normanton Park, E4 6ES 020 8529 3813 www.whitehallprimary.com	Ms Zakia Khatun	Community	60	07:30	17:30
Whittingham Primary Academy Higham Hill Road, E17 5QX 020 8523 3228 www.whittinghamprimaryacademy.org.uk	Miss Courtney Thompson	Academy	60	07:45	18:00
Willow Brook Primary School Academy Church Road, E10 7BH 020 8539 1428 www.willowbrook-gst.org	Ms Lucie Dawn	Academy	90	07:30	17:30
The Winns Primary School Fleeming Road, E17 5ET 020 8527 1872 www.thewinnsprimaryschool.co.uk	Ms Fiona Judge	Community	90	07:30	17:55
Woodford Green Primary School Sunset Avenue, IG8 0ST 020 8504 1629 www.woodfordgreenprimary.co.uk	Richard Barker (Head of School)	Academy	30	07:30	18:00
Woodside Primary Academy Wood Street, E17 3JX 020 8520 5168 www.woodsideprimaryacademy.com	Mr Shane Tewes	Academy	180	07:30	18:00
Yardley Primary School Hawkwood Crescent, E4 7PH 020 8529 3671 www.yardleyprimary.co.uk	Mr Chris Evans	Academy	90	07:30	18:00

Junior schools in Waltham Forest

There are two junior schools in Waltham Forest. Please note that these schools are for year 2 to year 3 transfer only. Please do not put these schools on your form if you are making an application for a reception place.




School details	Headteacher	Status	PAN	Breakfast Club starts	Tea time Club ends
Chapel End Junior Academy Roberts Road, London E17 4LS 020 8527 6876 www.chapelendacademy.org	Mr Terry Sheen	Academy	90	Chapel End Junior Academy uses the facilities run by Chapel End Infant School.	
St Joseph's Catholic Junior School Vicarage Road, London E10 5DX 020 8539 5971 www.stjosephsinfantleyton.co.uk	Mrs Merryl D'Souza	Voluntary Aided	45	07.45	18.15

Section 4

Neighbouring local authorities

If you want to apply for schools outside of Waltham Forest, contact the relevant local authority for information on those schools. Please remember that if you live in Waltham Forest you must list all preferences on your Waltham Forest application.




Barking and Dagenham

 020 8215 3004
 admissions@lbbd.gov.uk
 www.lbbd.gov.uk/admissions




Enfield

 020 8379 5501
 esas@enfield.gov.uk
 www.enfield.gov.uk/admissions

Essex County Council

 0345 603 2200
 admissions@essex.gov.uk
 www.essex.gov.uk/admissions




Hackney

 020 8820 7000
 admissions@learningtrust.co.uk
 www.learningtrust.co.uk/admissions

Haringey

 020 8489 1000
 schooladmissions@haringey.gov.uk
 www.haringey.gov.uk/schooladmissions

Havering

 01708 434600
 schooladmissions@haverling.gov.uk
 www.haverling.gov.uk/admissions

Hertfordshire

 0300 123 4043
 transfer.admissions@hertfordshire.gov.uk
 www.hertfordshire.gov.uk/admissions



Newham

 020 8430 2000
 schooladmissions@newham.gov.uk
 www.newham.gov.uk

Redbridge

 020 8708 3121
 admissions@redbridge.gov.uk
 www.redbridge.gov.uk


Tower Hamlets

 020 7364 5006
 school.admissions@towerhamlets.gov.uk
 www.towerhamlets.gov.uk

Useful contacts for information and advice



Ofsted

The body that regularly inspects all schools in England that are mainly or wholly state-funded.

 www.ofsted.gov.uk
 enquiries@ofsted.gov.uk
 0300 123 1231



Department for Education

The government department responsible for education and children's services

 0370 000 2288
 www.education.gov.uk


Advisory Centre for Education (ACE)

Offer a comprehensive range of advice and information on education issues.

 www.ace-ed.org.uk
 0300 0115 142

Schools Finder

A government-funded website that provides detailed information about schools, including links to school performance data and the school profile

 www.compare-school-performance.service.gov.uk/

Section 5

Other information

How school places were offered for 2024 reception allocation

Below is a table showing places allocated under each of the published admission criteria for National Offer Day (Pre-school to Reception 2024)

Name of School	PAN	Applications Received	SEN/EHC Plan	LAC	Medical	Social	Sibling	Staff Child	Religious Criteria	Distance	LA Alternative Offer	Places Available	Cut off Distance	Appeals heard	Appeals allowed
Ainslie Wood Primary School	60	241	0	0	1	0	26	1	n/a	32	0	0	0.509	1	0
Barclay Primary School	180	440	2	1	0	0	49	0	n/a	128	0	0	0.796	1	0
Barn Croft Primary School	30	97	0	0	0	0	8	0	n/a	14	0	8	n/a		
Buxton School	60	126	0	0	0	0	6	0	n/a	31	1	22	n/a		
Chapel End Infant School and Early Years Centre	90	180	1	0	1	0	11	0	n/a	46	0	31	n/a		
Chase Lane Primary School	90	215	1	0	0	0	29	1	n/a	59	0	0	0.518		
Chingford Church of England Primary School	60	184	1	1	0	0	19	0	n/a	wz33	0	6	n/a		
Coppermill Primary School	30	149	0	0	0	0	11	0	n/a	19	0	0	0.516		
Davies Lane Primary School	120	320	0	1	1	0	30	0	n/a	84	0	4	n/a		
Dawlish Primary School	30	119	0	0	0	0	2	0	n/a	17	6	5	n/a		
Downsell Primary School	60	41	1	0	0	0	4	0	n/a	19	2	34	n/a		
Edinburgh Primary School	60	96	0	0	0	0	3	0	n/a	10	0	47	n/a		
Emmanuel Community School	30	46	0	0	0	0	6	n/a	1	8	1	14	n/a		
George Mitchell School	60	152	1	0	0	0	14	0	n/a	42	1	2	n/a	1	0
George Tomlinson Primary School	90	299	1	0	0	0	27	0	n/a	59	0	3	n/a		
Greenleaf Primary School	60	261	1	0	0	0	23	0	n/a	36	0	0	0.413		
Gwyn Jones Primary School	60	192	2	0	0	0	23	0	n/a	31	0	4	n/a		
Handsworth Primary School	60	215	1	2	0	2	19	0	n/a	36	0	0	0.349	1	0
Henry Maynard Primary School	119*	297	1	1	0	0	21	0	n/a	68	0	28	n/a		
Hillyfield Primary Academy	180	326	0	2	0	0	37	0	n/a	102	0	39	n/a		
Lime Academy Larkwood	90	164	0	0	0	n/a	17	1	n/a	35	2	35	n/a		
Longshaw Primary Academy	30	77	0	0	0	n/a	5	0	n/a	19	1	5	n/a		
Mayville Primary School	60	64	0	0	0	1	6	0	n/a	15	1	37	n/a		
Mission Grove Primary School	120	261	0	0	1	0	23	0	n/a	64	2	30	n/a		
Newport School	120	274	0	1	0	0	36	0	n/a	83	0	0	0.401	4	0
Oakhill Primary School	30	160	1	0	0	0	11	0	n/a	18	0	0	5.772		
Our Lady and St George's Catholic Primary School	60	90	1	0	0	0	n/a	n/a	28	2	0	29	n/a		

Name of School	PAN	Applications Received	SEN/EHC Plan	LAC	Medical	Social	Sibling	Staff Child	Religious Criteria	Distance	LA Alternative Offer	Places Available	Cut off Distance	Appeals heard	Appeals allowed
Parkside Primary School	90	260	1	1	0	0	31	1	n/a	56	0	0	0.901		
Riverley Primary School	60	281	0	1	3	0	14	0	n/a	42	0	0	0.385	2	0
Roger Ascham Primary School	60	146	0	1	0	0	14	0	n/a	33	0	12	n/a		
Salisbury Manor Primary School	60	42	0	0	0	n/a	5	0	n/a	14	1	40	n/a		
Selwyn Primary School	90	253	0	0	0	0	30	0	n/a	60	0	0	0.597	2	0
South Grove Primary School	60	232	0	0	1	0	18	0	n/a	41	0	0	0.925	1	0
St Joseph's Catholic Infant School	45	58	0	0	0	0	2	0	6	12	0	25	n/a		
St Mary's Catholic Primary School	30	108	1	0	0	0	n/a	0	24	5	0	0	0.376		
St Mary's CE Primary School	90	215	0	0	n/a	n/a	41	0	6	43	0	0	0.433		
St Patrick's Catholic Primary School	60	65	0	0	n/a	n/a	n/a	0	24	4	0	32	n/a		
St Saviour's Church of England Primary School	60	156	0	0	n/a	n/a	25	1	10	24	0	0	0.417	1	0
Stoneydown Park Primary School	90	217	1	0	0	0	39	0	n/a	50	0	0	0.323		
Sybourn Primary School	90	129	0	0	0	0	14	0	n/a	43	1	32	n/a		
The Jenny Hammond Primary School	60	191	0	0	0	0	18	0	n/a	42	0	0	0.368	2	2
The Winns Primary School	89*	288	0	0	0	0	28	2	n/a	59	0	0	0.388	1	0
Thomas Gamuel Primary School	60	110	0	0	0	0	16	0	n/a	23	1	20	n/a		
Thorpe Hall Primary School	60	140	0	0	0	0	11	0	n/a	29	3	17	n/a		
Walthamstow Primary Academy	30	90	0	0	0	0	3	n/a	n/a	13	0	14	n/a		
Whitehall Primary School	60	148	0	0	0	0	13	0	n/a	36	0	11	n/a		
Whittingham Primary Academy	60	92	1	0	0	0	5	0	n/a	26	0	28	n/a		
Willow Brook Primary School Academy	88	285	0	0	0	0	24	2	n/a	62	0	0	0.599	3	0
Woodford Green Primary School	30	112	0	0	0	0	6	0	n/a	12	2	10	n/a		
Woodside Primary Academy	180	305	2	0	n/a	n/a	42	0	n/a	97	3	36	n/a		
Yardley Primary School	90	177	0	0	0	0	26	0	n/a	61	0	3	n/a		

*If the last child to be offered is one of multiple births, all multiple birth siblings have been allocated to the school.

Note: Figures are for guidance only. There is no guarantee that figures will be similar in future years. Data for appeals is based on those heard between National Offer Day and 23 July 2024.

KEY

PAN	Number of available places in Reception for entry in September 2024
Applications received	Number of preferences expressed for a school (parents can list up to six preferences on their application)
LA Alternative Offer	Alternative offer – where none of an applicant's preferences can be met we offer a place at the nearest school to their home with an available place
Places available	Number of Reception places remaining in a school after all on time applicants have been offered a school place on national offer day
Cut off distance	Home to school distance of the last child offered a place at a school

Cut off distances in miles for past three years

The table below shows how far away the pupil lived who was offered the last available place at the school on allocation day.

School	2022/23	2023/24	2024/25
Ainslie Wood Primary School	0.322	0.786	0.509
Barclay Primary School	0.322*	0.644	0.796
Barn Croft Primary School		0.309	
Buxton School			
Chapel End Infant School			
Chase Lane Primary School	0.445		0.518
Chingford C of E Primary School	0.457		
Coppermill Primary School	0.502	0.167	0.516
Davies Lane Primary School	0.502	0.613	
Dawlish Primary School			
Downsell Primary School			
Edinburgh Primary School			
Emmanuel Community School (Free)			
George Mitchell School			
George Tomlinson Primary School			
Greenleaf Primary School	0.364	0.336	0.413
Gwyn Jones Primary School	0.343	0.512	
Handsworth Primary School	0.367	0.308	0.349
Henry Maynard Primary School	0.695		
Hillyfield Primary Academy	1.25		
Lime Academy Larkwood			
Longshaw Primary Academy			
Mayville Primary School			
Mission Grove Primary School			
Newport Primary School	0.321	0.441	0.401
Oakhill Primary School	0.988		5.772
Our Lady and St George's Catholic Primary School			
Parkside Primary School	1.15	1.513	0.901
Riverley Primary School	0.291	0.501	0.385
Roger Ascham Primary School	0.592	0.287	
Salisbury Manor Primary School			
Selwyn Primary School		0.370	0.597
South Grove Primary School	0.450	0.253	0.925
St Joseph's Catholic Infant School			
St Mary's Catholic Primary School	0.487		0.433
St Mary's C of E	1.134	0.368	0.376
St Patrick's Catholic Primary School			
St Saviours CofE Primary School			0.417
Stoneydown Park Primary School	0.684	0.378	0.323
Sybourn Primary School			
The Jenny Hammond School	0.419	0.458	0.368
The Winns Primary School	0.670	0.330	0.388
Thomas Gamuel Primary School			
Thorpe Hall Primary School			
Walthamstow Primary Academy			
Whitehall Primary School	0.493	0.970	
Whittingham Primary Academy			
Willow Brook Primary School Academy	0.492	1.338	0.599
Woodford Green Primary School	0.998	2.048	
Woodside Primary Academy			
Yardley Primary School	0.511		

Where no cut off distance is shown for a school this means that all applicants who applied on time were offered a place at the school, or a higher preference school.

Figures are for guidance only. There is no guarantee that figures will be similar in future years. The number of applications for each school will differ each year, as will the addresses from which applications are being made.

* Barclay Primary School, Hillyfield Primary School and Mission Grove Primary School are all schools with two sites. Measurements were previously made separately to each site. The measurements are now made from the home address to the closest site of each school

Children with Special Educational Needs

Children with an Education, Health and Care Plan (EHCP) should not apply using the Common Application Form. Instead, each parent must complete the application form sent to the home address by the Waltham Forest SEND Service in Summer term 2024. The SEND primary transfer form must be completed and returned to the Waltham Forest SEND Service by the specified date.

The SEND primary transfer form will give parents the opportunity to name a primary school/academy, but up to a total of three. Parents may have already named preferences for their child at the annual review meeting but some parents may wish to make their final choices of school after having the opportunity to visit schools/academies.

Please note that there are special schools in Waltham Forest that are able to accommodate primary age children. These are:



- Lime Academy Hornbeam (Brookfield House (SLD/ASD) and William Morris (MLD/ASD) schools)
- Flourish Learning trust (which covers Joseph Clarke (VI/other), Margaret Brearley (SLD/PMLD/MSI) and Peter Turner (ASD/MLD/other) schools).

In addition to this, we have got mainstream schools in the local borough which have got 'specialist resourced provision'. These schools are:



- Davies Lane (ASD)
- Hillyfield Primary (SLCN)
- South Grove (ASD)
- Woodside (ASD)
- Whitehall (HI).

(for definitions please see section 6, pages 37-38).

Please note that places at these schools are authorised by the Waltham Forest SEND Service as part of the Phase Transfer process. This is due to take place within the Autumn term 2024. Further advice is available from the Disability Enablement Service based at:

 Wood Street Health Centre (1st floor)
6 Linford Road, Walthamstow E17 3LA
 Tel: 020 8496 6503 / 6505

For free impartial advice on special educational needs you can contact:

Waltham Forest Special Educational Needs Disability Information Advice and Support Service (WFSENDIASS) – Citizens Advice Waltham Forest
220 Hoe Street, Walthamstow, London E17 3AY
 Tel: 020 3233 0251
 Email: wfsendiass@walthamforestcab.org.uk

Fair access protocol

Some parents have difficulty in finding a school place for their child. That is why all local authorities are required to have a Fair Access Protocol. (FAP)

Not all children for whom it is hard to find a school place will be challenging, but they will be vulnerable as long as a school place has not been found for them. Our protocol establishes a fair system for the admission of children who are genuinely 'hard to place' as well as minimizing the number of children in Waltham Forest at risk of underachievement through being out of school.

This Protocol is designed to:

- acknowledge the needs of vulnerable children not on the school roll of any school to be dealt with quickly and sympathetically

- reduce the time these children spend out of school. The FAP Protocol plays a key role in helping to keep children safe by ensuring the most vulnerable children are able to access education as quickly as possible.
- ensure all schools admit children with challenging needs on a fair and transparent basis, FAP provides a fair and transparent system to ensure that all schools share the collective responsibility of helping the most vulnerable, by admitting their fair share of children being placed via the FAP. This includes supporting those children who have been permanently excluded from other schools and those who display challenging behaviour.

Please note:

Children who do not have a school place will always take precedence over those children on a waiting list but who are still on roll at a school.

Free school meals

All children in Reception, Year 1 and Year 2 in state-funded schools will be eligible for free school meals. This includes infant pupils in maintained infants and primary schools, free schools, academies, schools for pupils with special educational needs and pupil referral units.

We are asking all parents and carers of children in Reception, Year 1 and Year 2 whose children attend school in Waltham Forest to complete a universal infant free school meals form and return it to their child's school. The form is available from www.walthamforest.gov.uk on the free school meals page. You can also apply using a self service PC at North Chingford, Walthamstow, Leyton or Leytonstone libraries.

In year applications

By law, children aged between 5 and 16 must receive an education. This means that if your child is not in a school you must apply for a school or tell the local authority what alternative arrangements you are making for their education.

If your child has an Education, Health and Care Plan (EHCP) and you want to ask for a school transfer, you must contact the Waltham Forest SEND Service on 020 8496 6503 or 020 8498 6505. They consider these applications separately from the process outlined below.

If you want to change schools

A parent can apply for a place for their child at any school, at any time. It is extremely important for children to have continuity in their education. For this reason, we strongly urge parents to think carefully before making applications for transfers between schools. If your child is already attending a school, but you feel that a move would be in their best interests, we urge you to discuss your reasons for this with your child's current school. It is important, we believe, that you try to resolve any difficulties by working with the school where your child is attending as that could well avoid there being an unnecessary transfer. If, however, you want to go ahead with a transfer then to apply for an in year place, you should complete the online application form. The link is available from the Waltham Forest website

 www.walthamforest.gov.uk/content/yearadmissions.

If you prefer to complete a paper form, this is also available on the website. Please complete the form and send it to School Admissions.

Applying for a school place

When making your in year application, you can list up to three preferences. You should list the schools in the order of preference. The admissions criteria for faith schools, academies, foundation and free schools may be different from community and voluntary controlled schools, and you may need to fill in other forms (Supplementary Information Forms). You can obtain these from the school or the school website and they must be returned to the school. For all school criteria, see pages 11–23. If you believe your child may fall under a higher criterion, you must provide documentation to show this.

If you complete the paper application form you must return it to the Admissions Service in one of the following ways:

- 📍 Post: School Admission Service, Waltham Forest Town Hall, Forest Road, London E17 4JF
- ✉ Email: admissions@walthamforest.gov.uk

Please note:

There are some schools which process their own in year admission forms. This means you will need to apply directly to the school for an in year place. Please see our website for further details on these schools.

Providing the correct proof

- You will need to provide documents with your application that provide evidence of:
- Your home address (for example a government produced letter* such as housing benefit, council tax or NHS letter or a recent utility bill or bank statement**, driving licence).
- Your child's date of birth (for example a birth certificate).
- Your child's home address which should be the same as your home address (for example a government produced letter* such as child benefit, child tax credit or housing benefit, or a bank statement in the child's name**). You can submit an official document or letter with your child's name and address.
- You must also provide documentation to support any higher criterion you wish to apply for, e.g. medical or social.
- If you have moved recently, please also provide evidence of a closing of council tax account from your previous address. These examples are not an exhaustive list.

We reserve the right to request further evidence if required.

* Must be dated within the last 12 months

** Must be dated within the last 3 months

Guardianship

If a child is not living with their natural parents and you are looking after the child, please provide written evidence that you are the legal guardian and have parental responsibility for that child. Evidence includes a will or court order or a statutory declaration. Guardianship only applies if you can prove that you have full care of the child and their normal, permanent home is with you, Guardianship does not apply if you take the child to and from school or look after the child until their parents collect them.

Medical or social

Medical or social reasons can only be taken into account when information is provided with the application. Failure to provide such information at this stage may affect whether or not the child is allocated a place at the preferred school under this criterion.

Applications will only be considered under this category if they

are supported by a written statement from a doctor, social worker, psychologist or other relevant independent professional. The information must confirm the exceptional medical or social need, and demonstrate how the specified school is the only school that can meet the defined needs of the child.

What happens next?

Your application form will be processed within 15 school days. We will write to you to let you know if we can offer a place at any of your preferred schools.

If your child does not have a school place: If we cannot offer any of your preferred schools, we will offer a place at the nearest school with a vacancy. The letter will let you know what you need to do next. You should return the reply slip indicating whether you accept or decline the place offered. If you have not received an offer of your first preference, you will also have the option of being placed on the waiting list. You must tick the box to indicate you wish to be placed on the waiting list. There will be contact details for the school offered. Once you have contacted the school they will make arrangements for your child to start within a few days.

If your child does not take up the school place, your child's details may be referred to the Education Welfare Service.

If your child is already in a Waltham Forest school: If we cannot offer a place in any of your preferred schools, and your child is already attending a Waltham Forest School, we will write to you to let you know, and your child should remain on roll at their current school. If you wish to be placed on the waiting list for your preferred school(s), you must complete and return the reply slip received with your letter.

Waiting lists

Your child will only be placed on a waiting list if you request it on the Reply Slip received with your response letter. Waiting lists are kept in criteria order and it is possible to move both up and down a waiting list as other children are added and removed.

If you indicate that you wish your child to be placed on the waiting list, they will remain on this list until the end of the academic year in which you apply. If you wish your child's name to be removed from a waiting list, please let us know in writing.

Right of appeal

If we cannot offer your child a place at your preferred school you will be given the right to appeal against this decision.

You can only appeal once for each school within a school year. We may consider a second application and subsequent appeal if there has been a relevant and major change in your family's circumstances. You must appeal using an appeal form. For details please refer to our website: www.walthamforest.gov.uk

Any appeal should be submitted within 21 school days of being informed that a place cannot be offered. Appeals are heard by an independent appeal panel.

Infant to junior transfer

If your child attends an all through or a primary school, they will transfer from Year 2 to Year 3 automatically.

If your child attends an infant school, you will need to apply for a place at the linked junior school in order for your child to transfer.

The following are linked schools in Waltham Forest:

- St Joseph's Infant School and St Joseph's Junior School
- Chapel End Infant School and Chapel End Junior Academy

If your child currently attends one of the above infant schools, you will need to apply online at www.eadmissions.org.uk. Alternatively, you can complete and send a Junior Common Application Form (JCAF). This form is available on the Waltham Forest website.

Please note:

You must apply through the local authority where you live.

Parents may list up to 3 junior schools, in order of preference. You can also apply for junior schools in other local authorities on this form. Remember to check and see if the school you are applying for need you to fill in extra form(s), eg Supplementary Information Form (SIF). If they do, send these completed form(s) to the school before the closing date.

The last date for all London local authorities to receive application forms and schools to receive Supplementary Information Forms for entry to Junior Schools is **15 January 2025**.

If you live in another borough, you should contact your home authority for more information about transferring.

If you would like to apply for a year 3 place in one of our primary schools, you will need to follow the 'In-year admissions' process on our website.

Admissions criteria for Chapel End Junior Academy

Chapel End Junior Academy is part of the Reach2 Academy Trust.

The school has an admission number of 90 for entry in Year 3.

After the admission of pupils with an Education, Health and Care Plan that names the school, priority for admission will be given to those children based on the criteria set out below, in the order shown:

Looked after children or previously looked after children i.e. children in foster care, care homes or who were before being adopted.

Children with siblings in the school. Siblings' are defined as "a full brother or sister, half brother or sister, adoptive brother or sister, foster brother or sister, or step-brother or sister, as well as a child of the partner of the applicant child's parent where they live together, and in all cases the sibling must live at the home address of the applicant child and is being brought up with the applicant child as their sibling". The sibling must be at the school at the point of proposed admission.

Children transferring from Chapel End Infant School. This is a named feeder school.

Children of school staff fulfilling a skills shortage role. This option is only available for teaching or leadership staff with a permanent contract to work at the school (and not employees in REAch2 regional or central teams); it will be subject to confirmation by an independent REAch2 regional non-executive that, on the evidence available, the post does indeed relate to a skills shortage in the area.

Home-to-school distance – meaning that the remaining places are allocated in order of each child's proximity to the school.

For more information and full definitions, please visit our website: www.chapelendacademy.org

Admissions criteria for St Joseph's Junior School



The Federated Schools of St. Joseph's Nursery, Infants and Juniors provides the perfect environment for every child to develop to their full potential.

With the Headteacher and Senior Leadership Team working collaboratively across the schools, consistency, excellent provision and inspirational learning are the key to our success. We are inclusive schools and welcome children from all religious or non-religious backgrounds and have been able to offer places to all those who have applied in the last few years, adding a real richness and diversity to our schools. We provide a nurturing environment based on a Catholic ethos where children achieve to their highest potential, both in their work and behaviour.

Our Juniors offers facilities such as an outdoor gym, allotment and wellbeing rooms. With a dedicated team of staff and supportive parents, we are proud to represent a community school at its best. In 2020 and 2021, KS1 were ranked in the top 20% of schools nationally for Reading, Writing and Maths. KS2 were above both local and national average for pupils reaching expected standard in Reading, Writing and Maths. Our phonics progress is also ranked in the top 20% of schools nationally.

We provide a host of enrichment activities such as Forest School, Tai Chi and Music Workshops as well as a range of after school clubs in sport, music, cookery, art and Italian. Our aim is for our children to grow, achieve and succeed in primary school and beyond. You are warmly invited to come and visit our schools to meet the Headteacher and see our wonderful schools in action.

To arrange a visit or request a copy of the school's Admissions Policy and application form, please contact the schools on:

 Infant School - 020 8539 3000
 Junior School - 020 8539 5971

You will also be required to complete an application with the Local Authority and details on how to apply are on the Local Authority website.

Admissions Oversubscription Criteria

The school will offer 45 places. Where fewer applicants than the places available are received, offers will be made to all those who have applied. Where more applications are received than there are places available, places will be allocated in the following order of priority:

1. Looked after, and previously looked after children: within this category, applicants will be prioritised according to criteria 2, 3 and 4.
 2. Baptised Catholic: Catechumens will be treated equally to those of baptised Catholic children.
 3. The children of school staff.
 4. Other Christian denominations.
 5. All other children.
- In addition:
6. Siblings will be given priority in all categories.
 7. Priority will be given in each category to children who attended St Joseph's Catholic Infant School.
 8. All applications will be ranked in order of distance within each category.
 9. Criteria 5 may include the children of applicants who might have fallen into higher categories had applicants provided evidence of baptism, based on the above criteria and on the local authority guidance.
 10. Where evidence is provided at the time of application of an exceptional social, medical or pastoral need of the child which can most appropriately be met at this school, the application will be placed at the top of the category in which the application is made.

Section 6

Definitions

The following terms used throughout this booklet are defined as follows, except where individual arrangements spell out a different definition.

Academy

Academies are publicly funded independent schools, funded directly from the government, not the local authority. They are run by an academy trust which employs the staff. They have to follow the same rules on admissions, special educational needs and exclusions as other state schools. Some academies have sponsors such as businesses, universities, other schools, faith groups or voluntary groups.

Admission authority

The body responsible for setting and applying a school's admission arrangements. For community or voluntary controlled schools, this body is the local authority unless it has agreed to delegate responsibility to the governing body. For foundation, free or voluntary aided schools, this body is the governing body of the school. For Academies, this body is the Academy Trust.

Admission criteria

Conditions set by the admissions authority which are used to decide whether or not a place can be offered to a child.

All Through schools

An All Through school provides both primary and secondary education. They accept children from four years of age and pupils can remain there until they are 16 or older if the school has a sixth form.

Common Application Form (CAF)

The form parents/guardians complete, listing their preferred choices of schools, and then submit to their local authority when applying for a school place for their child as part of the local co-ordination scheme. Parents/Guardians can apply for up to six schools.

Community school

A state school that is wholly owned and maintained by the LA. The local authority employs the school staff, owns the school's land and buildings, and is primarily responsible for admissions arrangements.

Distance

Distance is measured using a straight line from the centre of the child's permanent address to the main gate of the school. For more detailed information on distance, please refer to pages 12-13.

DfE

Department for Education – the government department responsible for education and children's services.

Education Health and Care Plan (EHC Plan)

An EHC plan is a document that describes a child or young person's special educational, health and social care needs. It explains the extra help that will be given to meet those needs and how that help will support the child or young person to achieve what they want to in their life.

Faith schools

Faith schools are associated with a particular religion. Most faith schools are run like other state schools and follow the national curriculum except for religious studies, where they teach mainly about their own religion. They may also teach about other religions to ensure pupils have an awareness of other faiths. The admissions criteria may be different although anyone can apply for a place.

Free schools

Free schools are government funded and are not run by the local authority. They can be set up by groups such as charities; universities; independent schools; community and faith groups; teachers, parents; businesses. They have more freedom than local authority schools. They should take an 'all-ability' intake and cannot use academic selection processes.

Governing body

School governing bodies are bodies corporate responsible for conducting schools with a view to promoting high standards of educational achievement.

In-year Common Application Form (iCAF)

The form parents complete listing their preferred choices of schools in Waltham Forest when applying for a school place for their child. This form is used for mid-term applications and parents can put up to three Waltham Forest Schools.

Junior Common Application Form (JCAF)

The form used by parents/guardians whose child attends a Waltham Forest infant's school and needs to apply for entry to the junior school. Parents can apply for up to three junior schools and can select out of borough junior schools.

LA

The Local Authority (LA) is the London Borough of Waltham Forest. It funds schools that are still managed by the local authority.

Looked after children / previously looked after children

Children who are in the care of local authorities as defined by Section 22 of the Children Act 1989. In relation to school admissions legislation a 'looked after child' is a child in public care at the time of application to a school.

Previously looked after children are children who were looked after, but ceased to be so because they were adopted or became subject to a child arrangements order or special guardianship order immediately after leaving care.

Ofsted – Office for Standards in Education

The body that regularly inspects all schools in England that are mainly or wholly state-funded. Ofsted also provides public reporting and informed independent advice.

Oversubscription

Where a school has a higher number of applicants than the school's published admission number.

Oversubscription criteria

This refers to the published criteria that an admission authority applies when a school has more applications than places available in order to decide which children will be allocated a place.

Preference(s)

The school(s) you would like your child to go to in the order that you prefer.

Published Admission Number (PAN)

The number of school places that the admission authority must offer in each relevant age group of a school for which it is the admission authority. Admission numbers are part of a school's admission arrangements.

School staff children

All children of school staff, irrespective of the role that the staff member is performing and whether working part-time or full-time will be given priority where:

- a. the member of staff has been employed at the school for two or more years at the time at which the application for admission to the school is made, and/or
- b. the member of staff is recruited to fill a vacant post for which there is a demonstrable skill shortage.

Please note that the above definition refers only to community and voluntary aided Waltham Forest Schools.

Sibling

Sibling means a full brother or sister, half brother or sister, step brother or sister, foster brother or sister, the child of a parent or carer's partner living at the same address or a brother or sister on roll in Reception to Year 6 at the time of the proposed admission.

In all cases the sibling must be living at the same address and must still attend the school at the time of admission of the child for whom the application is being made. This means that where siblings are living at separate addresses, they will not be considered as siblings when processing the application. If you do not provide the name and date of birth of your child's sibling when you make your application we will not be able to take it into account and it will affect your child's chances of being offered a place at that school.

Please note, the above sibling criteria is for community and voluntary controlled schools.

Please check the exact sibling definition for all other schools under their criteria, which may be different.

Special Educational Needs abbreviations

ASD	Autistic Spectrum Disorder
EHCP	Education, Health and Care Plan
HI	Hearing Impairment
LD	Learning Difficulties
MSI	Multi Sensory Impairment
PCR	Person Centred Review also known as AR (Annual Review)
PMLD	Profound and Multiple Learning Difficulties
SEMH	Social, Emotional and Mental Health
SLCN	Speech, Language and Communication Needs
SLD	Severe Learning Difficulties
SPLD	Specific Learning Difficulties
VI	Visual Impairment

Supplementary information forms (SIFs)

A SIF is a form generated by a school that is its own admissions authority and requires additional information that is not on the CAF or iCAF.

Trust schools

Trust schools are government-funded schools that receive extra support from a charitable trust such as a local business, community group or educational charity. They are funded in exactly the same way as other local authority maintained schools.

Type of schools**Nursery school**

A school that caters for pupils aged 3 to 4.

Infant school

A school that caters for pupils aged 4 to 7.

Junior school

A school that caters for pupils aged 7 to 11.

Primary school

A school that caters for pupils aged 4 to 11.

VA (Voluntary Aided) schools

These may be faith or religious schools. The Governing Body is responsible for running the school, setting the admissions criteria and arranging appeals.

VC (Voluntary Controlled) schools

These may be faith or religious schools. The LA is responsible for running the school, setting the admissions criteria and arranging appeals.

Waiting lists

A list of children held and maintained by the admission authority when the school has allocated all of its places, on which children are ranked in priority order against the school's published oversubscription criteria.

Please note:

These definitions are those used in the London Borough of Waltham Forest. Definitions may not be the same elsewhere.

We have tried to ensure that the information in this booklet is correct at the time of going to print.



